



City of Batavia  
 Community Development Department  
 100 North Island Avenue  
 Batavia IL 60510  
 Phone (630) 454-2700  
 Fax (630) 454-2775

# Application for Certificate of Appropriateness

**Property**

Address 18 E. Wilson Street

Property Identification Number 12 22 258 016

Existing/Proposed Zoning Ordinances  Yes  No

Zoning DMU

Submittal Date 07 / 14 / 2021

Owner's Name Elizabeth Valaitis

Phone Number 847-305-9287

Mobile Number \_\_\_\_\_

E-Mail liz.evenflow@gmail.com

**Project Description :**

Install One (1) LED Illuminated Channel Letter & Logo

Business ID Wall Sign (East Building Elevation)

80" x 144" - 80 Sq. Ft.

Sign will be connected to the existing electrical service on site.

Applicant's Name Karen Lynch / Integrity Sign Company

Applicant Address 18770-A S. 88th Ave., Mokena, IL 60448

Phone Number 708-478-2700

Mobile Number \_\_\_\_\_

E-Mail karen@integritysigncompany.com

Applicant Signature *Karen Lynch*

Owner Signature See Attached Authorization Letter

**TYPE OF WORK**

(Check All That Apply)

- |  |   |  |
|--|---|--|
| <input checked="" type="checkbox"/> Exterior Alteration/Repair | <input type="checkbox"/> New Construction   | <input type="checkbox"/> Demolition              |
|  | <input type="checkbox"/> Primary Structure  | <input type="checkbox"/> Whole Primary Structure |
|  | <input type="checkbox"/> Addition           | <input type="checkbox"/> Part Primary Structure  |
|  | <input type="checkbox"/> Garage/Outbuilding | <input type="checkbox"/> Garage/outbuilding      |
|  | <input type="checkbox"/> Other _____        | <input type="checkbox"/> Relocation of Building  |

**Additional Information to be Submitted with Application – Digital Format If Available**

- |   |  |
|---|--|
| <input checked="" type="checkbox"/> Exterior Alteration/Repair            | <input type="checkbox"/> Porch – Maintenance and Minor Repair        |
| <input type="checkbox"/> Architectural Feature (Decorative Ornamentation) | <input type="checkbox"/> Porch – Major Repair and Reconstruction     |
| <input type="checkbox"/> Awning or Canopy                                 | <input type="checkbox"/> Retaining Walls                             |
| <input type="checkbox"/> Deck   | <input type="checkbox"/> Roof (Change in Shape, Features, Materials) |
| <input type="checkbox"/> Door   | <input type="checkbox"/> Satellite Dish                              |
| <input type="checkbox"/> Fence  | <input type="checkbox"/> Security Doors or Windows                   |
| <input type="checkbox"/> Gutters  | <input type="checkbox"/> Sidewalks                                   |
| <input type="checkbox"/> Light Fixture                                    | <input type="checkbox"/> Shutters                                    |
| <input type="checkbox"/> Mechanical System Units                          | <input type="checkbox"/> Siding                                      |
| <input type="checkbox"/> Masonry Cleaning, Repointing, Painting           | <input checked="" type="checkbox"/> Signs                            |
| <input type="checkbox"/> Material Change (wood, brick, etc)               | <input type="checkbox"/> Solar Collectors                            |
| <input type="checkbox"/> Painting (paint removal etc)                     | <input type="checkbox"/> Storm Doors or Windows                      |
| <input type="checkbox"/> Paving (Parking Lot, Driveways, Landscaping)     | <input type="checkbox"/> Windows, Skylights                          |
| <input type="checkbox"/> Photographs of building(s)                       | <input type="checkbox"/> Others _____                                |

Attach a detailed description of all work to be done for each item. Include the following materials where appropriate and check appropriate box if included

- A. Drawings, photographs, specifications, manufacturer's illustrations or other description of proposed changes to the building's exterior, to-scale drawings with dimensions will be required for major changes in design (e.g., roofs, facades, porches, and other prominent architectural features)
- B. If application is for any feature not on the primary structure, include a site plan. A site plan will not be required if there is no change to the existing structure or any proposed new structure.
- C. If changes to building materials are proposed, include samples.

**New Construction/Additions**

Include the following materials where appropriate and check appropriate box if included.

- For primary structure, outbuilding or addition:
  - 1. Fully dimensioned site plan
  - 2. Elevation drawings of each façade with dimensions and specifications
  - 3. Drawings, photographs, samples and manufacturer's illustrations
- Drawings or other descriptions of site improvements, e.g., fences sidewalks, lighting, pavements, decks.

**Structure Demolition**

- 1. Photographic evidence supporting the reason for demolition
- 2. Describe the proposed reuse of the site, including drawings of any proposed new structure
- 3. If economic hardship is claimed, include evidence that hardship exists (Criteria set forth in Section 7-2 of Title 12)

**Structure Relocation**

- 1. Explain what will be moved, where and why.
- 2. If a structure will be moved into the district from outside, include photographs.
- 3. Include a site plan showing proposed location of the structure on the new parcel. Describe any site features that may be altered or disturbed (e.g., foundations, walls)

**THIS FORM IS NOT A BUILDING PERMIT APPLICATION**

**FOR OFFICE USE ONLY BELOW**

Property is:      Significant      Contributing      Non-Contributing

\_\_\_\_\_  
Signature of Historic Preservation Commission Chair

\_\_\_\_\_  
Date of Commission Review

City Council Action:    Date \_\_\_\_\_ Vote Record \_\_\_\_\_ Not Applicable \_\_\_\_\_

Conditions: YES\*/ NO

\*See Attachment

The Batavia Historic Preservation Commission, or its authorized agent, has reviewed the proposed work and has determined that it is in accordance with the applicable criteria set forth in Section 6-2 of Title 12 of the Code of the City of Batavia. Accordingly, this Certificate of Appropriateness is issued.

Any change in the proposed work after issuance of this Certificate of Appropriateness shall require inspection by Commission staff to determine whether the work is still in substantial compliance with the Certificate of Appropriateness.

***This certificate is not a permit, does not authorize work to begin, does not ensure building code compliance, and does not imply that any zoning review has taken place.***

**A1 FRONT LIT / BACK LIT REMOTE LETTERS WITH ALUMINUM HALO MOUNTED WITH SPACERS**

TOTAL SQ FT:

80 SQ FT

4" Deep Aluminum Letters  
2" Deep Aluminum cans (back)

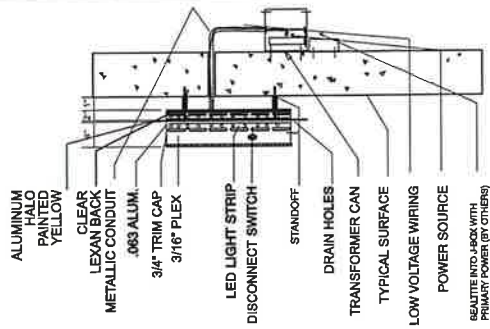
**CV - 3/16" RED ACRYLIC ATTACHED TO CLEAR 3/16" ACRYLIC (YELLOW 8500-020)**

RED ACRYLIC  
CLEAR ACRYLIC  
651-073 DK GREY  
8500-020 GOLDEN YELLOW


WHITE LEDS  
BLACK TRIMCAP  
BLACK RETURNS

ALUMINUM HALO PAINTED  
2009 C PMS


YELLOW LEDS  
ALUMINUM CANS PAINTED  
(BACK) 2009 C PMS



PROPOSED



EXISTING




Project: D:\INTEGRITY SIGN\Comedy Vault  
Job Name: Comedy Vault Reverse Lit Channel Letters.ls  
Date: 7/14/2021

Address:  
Approved By:  
Date:

These drawings are the exclusive property of Integrity Sign Company. Any use other than that intended is not permitted. Integrity Sign Company, its subsidiaries and affiliates are not responsible for any damage to property or injury to persons or animals that may occur as a result of the use of these drawings. Integrity Sign Company is authorized to do the work as specified.

**INTEGRITY SIGN**  
18770-A S. 88th Ave. Mokena, IL 60448  
788-478-3700 office / 788-478-3074 fax

The Comedy Vault  
18 E. Wilson Street  
Batavia, IL 60510



THE COMEDY VAULT

Install LED Illuminated Business  
ID Channel Letter & Logo Wall  
Sign - 80-sf

Google Earth

© 2021 Google