



City of Batavia
 Community Development Department
 100 North Island Avenue
 Batavia IL 60510
 Phone (630) 454-2700
 Fax (630) 454-2775

Application for Certificate of Appropriateness

Property Address 20 N Island Ave

Property Identification Number 12-22-252-013
 Existing/Proposed Zoning Ordinances Yes No
 Zoning DMU

Submittal Date 03 / 29 / 2021

Owner's Name Joe Schullo
 Phone Number 630-235-9198
 Mobile Number 630-235-9198
 E-Mail joe.schullo@comcast.net

Project Description :

We would like to add a store front sign to our location
Drawing attached

Applicant's Name Joe Schullo
 Applicant Address 20 N. Island Ave
 Phone Number 630-235-9198
 Mobile Number 630-235-9198
 E-Mail craftandsmokebatavia@gmail.com

Applicant Signature *[Signature]*
 Owner Signature *[Signature]*

TYPE OF WORK
 (Check All That Apply)

- | | | |
|--|---|--|
| <input checked="" type="checkbox"/> Exterior Alteration/Repair | <input type="checkbox"/> New Construction | <input type="checkbox"/> Demolition |
| | <input type="checkbox"/> Primary Structure | <input type="checkbox"/> Whole Primary Structure |
| | <input type="checkbox"/> Addition | <input type="checkbox"/> Part Primary Structure |
| | <input type="checkbox"/> Garage/Outbuilding | <input type="checkbox"/> Garage/outbuilding |
| | <input checked="" type="checkbox"/> Other <u>Sign</u> | <input type="checkbox"/> Relocation of Building |

Additional Information to be Submitted with Application - Digital Format If Available

- | | |
|---|--|
| <input checked="" type="checkbox"/> Exterior Alteration/Repair | <input type="checkbox"/> Porch - Maintenance and Minor Repair |
| <input type="checkbox"/> Architectural Feature (Decorative Ornamentation) | <input type="checkbox"/> Porch - Major Repair and Reconstruction |
| <input type="checkbox"/> Awning or Canopy | <input type="checkbox"/> Retaining Walls |
| <input type="checkbox"/> Deck | <input type="checkbox"/> Roof (Change in Shape, Features, Materials) |
| <input type="checkbox"/> Door | <input type="checkbox"/> Satellite Dish |
| <input type="checkbox"/> Fence | <input type="checkbox"/> Security Doors or Windows |
| <input type="checkbox"/> Gutters | <input type="checkbox"/> Sidewalks |
| <input type="checkbox"/> Light Fixture | <input type="checkbox"/> Shutters |
| <input type="checkbox"/> Mechanical System Units | <input type="checkbox"/> Siding |
| <input type="checkbox"/> Masonry Cleaning, Repointing, Painting | <input checked="" type="checkbox"/> Signs |
| <input type="checkbox"/> Material Change (wood, brick, etc) | <input type="checkbox"/> Solar Collectors |
| <input type="checkbox"/> Painting (paint removal etc) | <input type="checkbox"/> Storm Doors or Windows |
| <input type="checkbox"/> Paving (Parking Lot, Driveways, Landscaping) | <input type="checkbox"/> Windows, Skylights |
| <input type="checkbox"/> Photographs of building(s) | <input type="checkbox"/> Others _____ |

Attach a detailed description of all work to be done for each item. Include the following materials where appropriate and check appropriate box if included

- A. Drawings, photographs, specifications, manufacturer's illustrations or other description of proposed changes to the building's exterior, to-scale drawings with dimensions will be required for major changes in design (e.g., roofs, facades, porches, and other prominent architectural features)
- B. If application is for any feature not on the primary structure, include a site plan. A site plan will not be required if there is no change to the existing structure or any proposed new structure.
- C. If changes to building materials are proposed, include samples.

New Construction/Additions

Include the following materials where appropriate and check appropriate box if included.

- For primary structure, outbuilding or addition:
 - 1. Fully dimensioned site plan
 - 2. Elevation drawings of each façade with dimensions and specifications
 - 3. Drawings, photographs, samples and manufacturer's illustrations
- Drawings or other descriptions of site improvements, e.g., fences sidewalks, lighting, pavements, decks.

Structure Demolition

1. Photographic evidence supporting the reason for demolition
2. Describe the proposed reuse of the site, including drawings of any proposed new structure
3. If economic hardship is claimed, include evidence that hardship exists (Criteria set forth in Section 7-2 of Title 12)

Structure Relocation

1. Explain what will be moved, where and why.
2. If a structure will be moved into the district from outside, include photographs.
3. Include a site plan showing proposed location of the structure on the new parcel. Describe any site features that may be altered or disturbed (e.g., foundations, walls)

THIS FORM IS NOT A BUILDING PERMIT APPLICATION

FOR OFFICE USE ONLY BELOW

Property is:

Significant

Contributing

Non-Contributing

Signature of Historic Preservation Commission Chair

Date of Commission Review

City Council Action: Date _____ Vote Record _____ Not Applicable _____

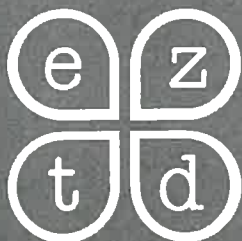
Conditions: YES*/ NO

*See Attachment

The Batavia Historic Preservation Commission, or its authorized agent, has reviewed the proposed work and has determined that it is in accordance with the applicable criteria set forth in Section 6-2 of Title 12 of the Code of the City of Batavia. Accordingly, this Certificate of Appropriateness is issued.

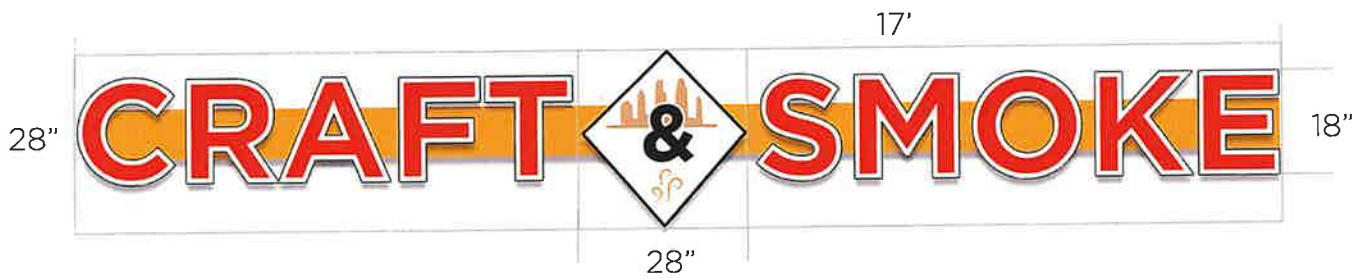
Any change in the proposed work after issuance of this Certificate of Appropriateness shall require inspection by Commission staff to determine whether the work is still in substantial compliance with the Certificate of Appropriateness.

This certificate is not a permit, does not authorize work to begin, does not ensure building code compliance, and does not imply that any zoning review has taken place.



ez-tech Design

SIGN PROPOSAL




- Design, fabricate, and install (1) channel letter sign with 1 pc light box.....\$3650
- Processing fee for permit.....\$150

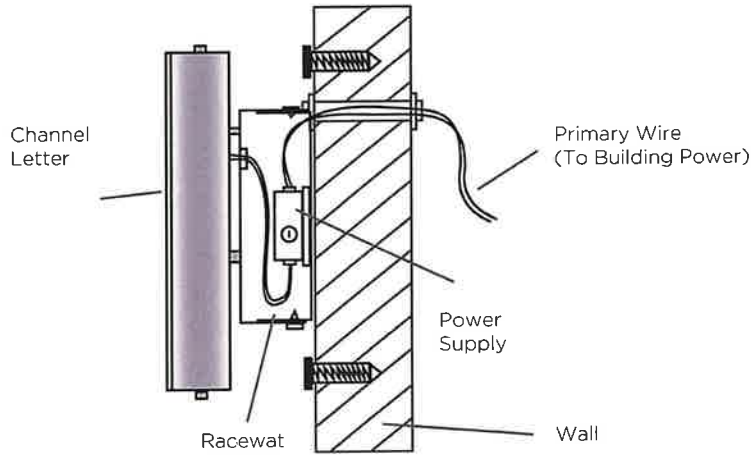
Note: customer paid for permit and electric work

Payment to be made as follows: 50% deposit, 50% balance due at completion.

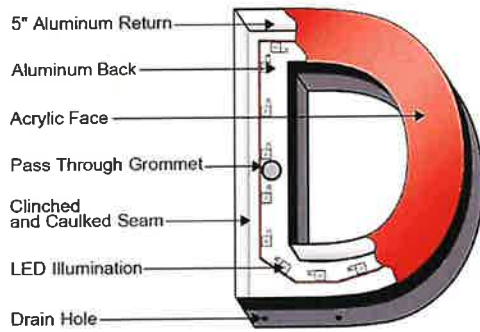
Charge of up to \$2000 will be assessed for any mis-use of this drawing.



WIREWAY SIDE VIEW



Light Box Front and back-lit channel letters



FRONT VIEW

EZ Tech Design, Inc. © 2021
Unauthorized use of this artwork will be met with legal action.



France Compact LED Power Supply 60w 12VDC
 Class P 120v Input
 Product Info
 Product Line: France


High electrical efficiency cool operation in a small package
 Unit blinks LEDs when significantly overloaded Overload
 protection shut down
 Designed to operate reliably at full rate power in maximum rated
 ambient temperature



LED-1260MMPS 60 Watt 12V Class P LED Power Supply

Electrical Specification

Input Voltage	120VAC 277VAC	Output Voltage	12VDC
Input Frequency	50/60 Hz	Rated Output Current	5.0 Amps
Max Input Current	1.2A 70A	Rated Output Power	60 Watts

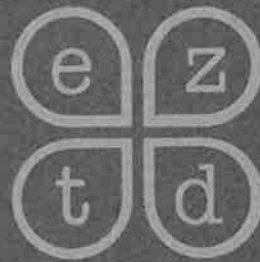


G2G WOW White LED Module 7500K
 Product Info
 Product Line: G2G
 View Substitute Items

Brightness: 140 lm/ft; 7500K White
 160(o) viewing angle
 Power: 12 VDC
 UL/cUL recognized, IP67
 0.72 W/module; 1.44 W/ft
 83 modules (41.5ft) per 60w power supply
 Module design: 3 LED's/module; 2 mod/ft
 Dimensions: 2.2inx 0.59inx0.31in



SOLUTIONS-BASED PRODUCTS FOR
 EVERY SIGNAGE APPLICATION



ez-tech Design

EZ Tech Design, Inc. © 2021

Unauthorized use of this artwork will be met with legal action.

 218 S River St, Aurora, IL. 60506
 ernesto@ez-td.com
 (630) 246-2900
 www.ez-td.com



Craft & Smoke

