



**City of Batavia**  
 Community Development Department  
 100 North Island Avenue  
 Batavia IL 60510  
 Phone (630) 454-2700  
 Fax (630) 454-2775

# Application for Certificate of Appropriateness

Property Address 1 EAST Wilson St.

Owner's Name C.F. Inc  
 Phone Number 630.558.1317 SUSAN  
 Mobile Number 630.251.1957 GREG  
 E-Mail Swicklund@AOL.COM

Property Identification Number 12-22-203-040  
 Existing/Proposed Zoning Ordinances  Yes  No  
 Zoning DMU

Submittal Date 03/29/2019

**Project Description :**

RE-SIDE BACK STAIRWELL  
@ 1 E. Wilson St.

Applicant's Name Scharnwaber / Wicklund  
 Applicant Address #E. POB 606 BATAVIA, IL 60510  
 Phone Number See Above  
 Mobile Number \_\_\_\_\_  
 E-Mail Swicklund@AOL.COM  
 Applicant Signature \_\_\_\_\_  
 Owner Signature [Signature]

**TYPE OF WORK**  
 (Check All That Apply)

- |  |   |  |
|--|---|--|
| <input checked="" type="checkbox"/> Exterior Alteration/Repair | <input type="checkbox"/> New Construction   | <input type="checkbox"/> Demolition              |
|  | <input type="checkbox"/> Primary Structure  | <input type="checkbox"/> Whole Primary Structure |
|  | <input type="checkbox"/> Addition           | <input type="checkbox"/> Part Primary Structure  |
|  | <input type="checkbox"/> Garage/Outbuilding | <input type="checkbox"/> Garage/outbuilding      |
|  | <input type="checkbox"/> Other _____        | <input type="checkbox"/> Relocation of Building  |

**Additional Information to be Submitted with Application – Digital Format If Available**

- |   |  |
|---|--|
| <input checked="" type="checkbox"/> Exterior Alteration/Repair            | <input type="checkbox"/> Porch – Maintenance and Minor Repair        |
| <input type="checkbox"/> Architectural Feature (Decorative Ornamentation) | <input type="checkbox"/> Porch – Major Repair and Reconstruction     |
| <input type="checkbox"/> Awning or Canopy                                 | <input type="checkbox"/> Retaining Walls                             |
| <input type="checkbox"/> Deck   | <input type="checkbox"/> Roof (Change in Shape, Features, Materials) |
| <input checked="" type="checkbox"/> Door                                  | <input type="checkbox"/> Satellite Dish                              |
| <input type="checkbox"/> Fence  | <input type="checkbox"/> Security Doors or Windows                   |
| <input type="checkbox"/> Gutters  | <input type="checkbox"/> Sidewalks                                   |
| <input type="checkbox"/> Light Fixture                                    | <input type="checkbox"/> Shutters                                    |
| <input type="checkbox"/> Mechanical System Units                          | <input checked="" type="checkbox"/> Siding                           |
| <input type="checkbox"/> Masonry Cleaning, Repointing, Painting           | <input type="checkbox"/> Signs                                       |
| <input type="checkbox"/> Material Change (wood, brick, etc)               | <input type="checkbox"/> Solar Collectors                            |
| <input type="checkbox"/> Painting (paint removal etc)                     | <input type="checkbox"/> Storm Doors or Windows                      |
| <input type="checkbox"/> Paving (Parking Lot, Driveways, Landscaping)     | <input type="checkbox"/> Windows, Skylights                          |
| <input type="checkbox"/> Photographs of building(s)                       | <input type="checkbox"/> Others _____                                |

Attach a detailed description of all work to be done for each item. Include the following materials where appropriate and check appropriate box if included

- A. Drawings, photographs, specifications, manufacturer's illustrations or other description of proposed changes to the building's exterior, to-scale drawings with dimensions will be required for major changes in design (e.g., roofs, facades, porches, and other prominent architectural features)
- B. If application is for any feature not on the primary structure, include a site plan. A site plan will not be required if there is no change to the existing structure or any proposed new structure.
- C. If changes to building materials are proposed, include samples.

New Construction/Additions

Include the following materials where appropriate and check appropriate box if included.

- For primary structure, outbuilding or addition:
  - 1. Fully dimensioned site plan
  - 2. Elevation drawings of each façade with dimensions and specifications
  - 3. Drawings, photographs, samples and manufacturer's illustrations
- Drawings or other descriptions of site improvements, e.g., fences sidewalks, lighting, pavements, decks.

Structure Demolition

1. Photographic evidence supporting the reason for demolition
2. Describe the proposed reuse of the site, including drawings of any proposed new structure
3. If economic hardship is claimed, include evidence that hardship exists (Criteria set forth in Section 7-2 of Title 12)

Structure Relocation

1. Explain what will be moved, where and why.
2. If a structure will be moved into the district from outside, include photographs.
3. Include a site plan showing proposed location of the structure on the new parcel. Describe any site features that may be altered or disturbed (e.g., foundations, walls)

**THIS FORM IS NOT A BUILDING PERMIT APPLICATION**

**FOR OFFICE USE ONLY BELOW**

Property is: Significant      Contributing      Non-Contributing

Signature of Historic Preservation Commission Chair \_\_\_\_\_

Date of Commission Review \_\_\_\_\_

City Council Action:    Date \_\_\_\_\_    Vote Record \_\_\_\_\_    Not Applicable \_\_\_\_\_


Conditions: YES\*/ NO

\*See Attachment

The Batavia Historic Preservation Commission, or its authorized agent, has reviewed the proposed work and has determined that it is in accordance with the applicable criteria set forth in Section 6-2 of Title 12 of the Code of the City of Batavia. Accordingly, this Certificate of Appropriateness is issued.

Any change in the proposed work after issuance of this Certificate of Appropriateness shall require inspection by Commission staff to determine whether the work is still in substantial compliance with the Certificate of Appropriateness.

*This certificate is not a permit, does not authorize work to begin, does not ensure building code compliance, and does not imply that any zoning review has taken place.*





# PREFINISHED SIDING & TRIM



OR



**ONE COAT**  
15 YEAR PAINT  
WARRANTY\*

**TWO COAT**  
30 YEAR PAINT  
WARRANTY\*

## RIDE THE WAVE OF BEAUTY AND DURABILITY.

PPG Duracolor™ FC offers peace of mind and cost saving benefits. It's the perfect combination of high-performance siding and trim with the industry leader in exterior machine applied coatings.

Available in

**13 TIMELESS  
COLORS**



### WARRANTY PROTECTED

PPG confidently offers a 15-year limited warranty\* when one coat is applied and a 30-year limited warranty\* when two coats of Duracolor™ FC Topcoat are applied



Menards® has partnered with PPG Machine Applied Coatings to provide industry-leading coatings technology for exterior siding and trims.

- Paint applied under a controlled process for undeniable performance
- Excellent flexibility and adhesion as the coating will expand and contract with the substrate to eliminate peeling, cracking and paint loss over time.
- Automotive grade pigments creating longer lasting color retention, durability and less color fade versus the competition.
- 100% acrylic technology promotes excellent protection versus mother nature
- Instant curb appeal from day one when your project is installed per specification

## ENGINEERED WOOD SIDING



SMARTSIDE

50 YEAR SUBSTRATE WARRANTY



### 16' TEXTURED STRAND LAP SIDING

- 3/8" x 6" x 16'  
142-3170-3278, 4176-4193
- 3/8" x 8" x 16'  
142-3171-3280, 4199-4193
- 3/8" x 12" x 16'  
142-3172-3281, 4246-4263

### 16' SMOOTH FIBER LAP SIDING

- 7/16" x 6" x 16'  
143-3110-3127, 3884-3901
- 7/16" x 8" x 16'  
143-3133-3150, 3907-3924
- 7/16" x 12" x 16'  
143-3181-3199, 3944-3961



### 16' ARCHITECTURAL TEXTURED FIBER LAP SIDING

- 1/2" x 12" x 16' Double 5"  
143-2510-2529, 3753-3770
- 1/2" x 12" x 16' Triple 4"  
143-2492-2509, 3730-3747
- 1/2" x 16" x 16' Double 8"  
143-2534-5019, 3776-3793



### REVERSIBLE TEXTURED FIBER SHAKE SIDING

- 7/16" x 12" x 48"  
143-2549-5004, 3800-3817



### STUCCO TEXTURED FIBER PANEL SIDING

- 7/16" x 4' x 8'  
143-2566-5009, 3823-3840
- 7/16" x 4' x 9'  
143-2567-5014, 3846-3863




### TEXTURED STRAND PANEL SIDING NO GROOVE SHIPLAP

- 7/16" x 4' x 8'  
142-3294-3540, 4362-4379
- 7/16" x 4' x 9'  
142-3295-3541, 4385-4402
- 7/16" x 4' x 10'  
142-3296-3542, 4408-4425



### TEXTURED STRAND PANEL SIDING GROOVED 8" ON CENTER

- 3/8" x 4' x 8'  
142-3283-3537, 4293-4310
- 3/8" x 4' x 9'  
142-3289-3543, 4316-4333
- 3/8" x 4' x 10'  
142-3290-3544, 4339-4356



### TEXTURED STRAND SOFFIT

- 3/8" x 4' x 8' Solid  
142-3557-4011, 4970-4987
- 3/8" x 12" x 16' Solid  
142-3558-4024, 4886-4903
- 3/8" x 12" x 16' Vented  
142-3559-4042, 4863-4880
- 3/8" x 16" x 16' Vented  
142-3561-4067, 4909-4926
- 3/8" x 24" x 16' Vented  
142-3563-4092, 4946-4964

Fiber cement panels were tested by being topcoated with Duracolor™ FC and leading competitor coatings in an accelerated weathering scenario (5,000) hours. The tests confirmed;

# Duracolor™ FC outperforms the competition with better durability and color retention.

**FIBER CEMENT SIDING**  50 YEAR SUBSTRATE WARRANTY



## 12' TEXTURED LAP SIDING

- 5/16" x 5-1/4" T 15: (140-4021-8426)  
T 30: (140-7201-7218)
- 5/16" x 6-1/4" T 15: (140-4022-8427)  
T 30: (140-7224-7241)
- 5/16" x 7-1/4" T 15: (140-4023-8428)  
T 30: (140-7247-7264)
- 5/16" x 8-1/4" T 15: (140-4024-8429)  
T 30: (140-7270-7287)
- 5/16" x 9-1/4" T 15: (140-4025-8430)  
T 30: (140-7293-7310)
- 5/16" x 12" T 15: (140-4026-8431)  
T 30: (140-7316-7333)

## 12' SMOOTH LAP SIDING

- 5/16" x 6-1/4" S 15: (140-4014-8432)  
S 30: (140-7353-7370)
- 5/16" x 8-1/4" S 15: (140-4016-8433)  
S 30: (140-7390-7407)
- 5/16" x 12" S 15: (140-4018-8434)  
S 30: (140-7427-7444)



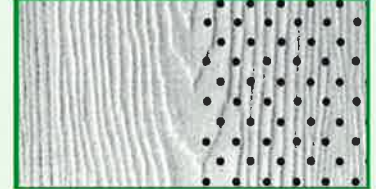
## STAGGERED EDGE SHAKE SIDING

- 1/4" x 16" x 48"  
140-4007-8425, 7487-7404



## STRAIGHT EDGE SHAKE SIDING

- 1/4" x 16" x 48"  
140-4006-8424, 7464-7481




## TEXTURED SOFFIT

- 1/4" x 12" x 12' Solid  
140-4008-8416, 7730-7746
- 1/4" x 16" x 12' Solid  
140-4010-8418, 7776-8199
- 1/4" x 4' x 8' Solid  
140-4013-8421, 7845-7862
- 1/4" x 12" x 12' Vented  
140-4009-8417, 7748-7765
- 1/4" x 16" x 12' Vented  
140-4011-8419, 7799-7816
- 1/4" x 24" x 12' Vented  
140-4012-8420, 7822-7839



## STUCCO TEXTURED PANEL SIDING

- 5/16" x 4' x 8'  
140-4040-8441, 7662-7679
- 5/16" x 4' x 9'  
140-4041-8442, 7685-7701
- 5/16" x 4' x 10'  
140-4042-8443, 7707-7724



## SMOOTH PANEL SIDING NO GROOVE

- 5/16" x 4' x 8'  
140-4045-8444, 4048-8447
- 5/16" x 4' x 9'  
140-4046-8444, 4049-8194
- 5/16" x 4' x 10'  
140-4047-8446, 4050-8219



## TEXTURED PANEL SIDING NO GROOVE

- 5/16" x 4' x 8'  
140-4035-8438, 7594-7610
- 5/16" x 4' x 9'  
140-4036-8439, 7616-7633
- 5/16" x 4' x 10'  
140-4037-8440, 7639-7656



## TEXTURED PANEL SIDING GROOVED 8" ON CENTER

- 5/16" x 4' x 8'  
140-4030-8435, 7524-7541
- 5/16" x 4' x 9'  
140-4031-8436, 7547-7564
- 5/16" x 4' x 10'  
140-4032-8437, 7570-8486



# TRIM BOARDS Nominal Size



50 YEAR SUBSTRATE WARRANTY



50 YEAR SUBSTRATE WARRANTY

## 12' TEXTURED OR SMOOTH FIBER CEMENT

- **1" x 4"** Net Size: 3/4" x 3-1/2"  
T 15: (140-4075-8449) S 15: (140-7895-7912)  
T 30: (140-7000-7017) S 30: (140-8036-8174)
- **1" x 6"** Net Size: 3/4" x 5-1/2"  
T 15: (140-4076-8449) S 15: (140-7917-7934)  
T 30: (140-7024-7041) S 30: (140-8053-8070)
- **1-1/4" x 2"** Net Size: 1" x 1-3/4"  
T 15: (140-4084-8450) S 15: (140-7946-7963)  
T 30: (140-7086-7103) S 30: (140-8087-8175)
- **1-1/4" x 4"** Net Size: 1" x 3-1/2"  
T 15: (140-4085-8451) S 15: (140-7964-7981)  
T 30: (140-7109-7126) S 30: (140-8104-8176)
- **1-1/4" x 6"** Net Size: 1" x 5-1/2"  
T 15: (140-4086-8452) S 15: (140-7982-7998)  
T 30: (140-7132-7148) S 30: (140-8121-8177)
- **1-1/4" x 8"** Net Size: 1" x 7-1/4"  
T 15: (140-4087-8453) S 15: (140-8000-8017)  
T 30: (140-7155-7172) S 30: (140-8138-8178)
- **1-1/4" x 12"** Net Size: 1" x 11-1/4"  
T 15: (140-4089-8454) S 15: (140-8018-8035)  
T 30: (140-7178-7192) S 30: (140-8155-8172)

## 16' TEXTURED OR SMOOTH SOLID ENGINEERED WOOD MADE IN U.S.A.

- **1" x 2"** Net Size: 3/4" x 2"  
T 15: (143-2745-2762) S 15: (143-4187-4546)  
T 30: (143-4082-4099) S 30: (143-4357-4556)
- **1" x 4"** Net Size: 3/4" x 3-1/2"  
T 15: (143-2768-2785) S 15: (143-4204-4547)  
T 30: (143-4105-4122) S 30: (143-4374-4557)
- **1" x 6"** Net Size: 3/4" x 5-1/2"  
T 15: (143-2791-2808) S 15: (143-4221-4548)  
T 30: (143-4128-4145) S 30: (143-4391-4558)
- **1" x 8"** Net Size: 3/4" x 7-1/4"  
T 15: (143-2814-2831) S 15: (143-4238-4549)  
T 30: (143-4151-4168) S 30: (143-4408-4559)
- **1" x 12"** Net Size: 3/4" x 11-1/4"  
T 15: (143-2837-2854) S 15: (143-4255-4560)  
T 30: (143-4169-4186) S 30: (143-4425-4560)
- **1-1/4" x 2"** Net Size: 1" x 2"  
T 15: (143-2600-2619) S 15: (143-4242-4551)  
T 30: (143-3967-3984) S 30: (143-4442-4561)
- **1-1/4" x 4"** Net Size: 1" x 3-1/2"  
T 15: (143-2624-2643) S 15: (143-4289-4552)  
T 30: (143-3990-4007) S 30: (143-4459-4562)
- **1-1/4" x 6"** Net Size: 1" x 5-1/2"  
T 15: (143-2660-2679) S 15: (143-4306-4553)  
T 30: (143-4013-4030) S 30: (143-4476-4563)
- **1-1/4" x 8"** Net Size: 1" x 7-1/4"  
T 15: (143-2696-2715) S 15: (143-4323-4554)  
T 30: (143-4036-4053) S 30: (143-4476-4562)
- **1-1/4" x 12"** Net Size: 1" x 11-1/4"  
T 15: (143-2720-2739) S 15: (143-4340-4555)  
T 30: (143-4059-4075) S 30: (143-4510-4565)



50 YEAR SUBSTRATE WARRANTY

## 16' TEXTURED ENGINEERED WOOD STRAND MADE IN U.S.A.

- **1" x 2"** (142-3551-3897, 4550-4567)  
Net Size: 5/8" x 1-1/2"
- **1" x 4"** (142-3553-3898, 4573-4590)  
Net Size: 5/8" x 3-1/2"
- **1" x 6"** (142-3554-3899, 4596-4613)  
Net Size: 5/8" x 5-1/2"
- **1" x 8"** (142-3555-3900, 4619-4636)  
Net Size: 5/8" x 7-1/4"
- **1" x 12"** (142-3556-3901, 4654-4671)  
Net Size: 5/8" x 11-1/4"
- **1-1/4" x 2"** (142-3550-3903, 4677-4694)  
Net Size: 25/32" x 1-1/2"
- **1-1/4" x 4"** (142-3564-3904, 4700-4717)  
Net Size: 25/32" x 3-1/2"
- **1-1/4" x 6"** (142-3566-3905, 4723-4740)  
Net Size: 25/32" x 5-1/2"
- **1-1/4" x 4" x 10' Preformed Outside Corner**  
(142-3549-3902, 4815-4832) Net Size: 25/32" x 3-1/2"
- **1-1/4" x 8"** (142-3568-3906, 4746-4763)  
Net Size: 25/32" x 7-1/4"
- **1-1/4" x 10"** (142-3569-3907, 4769-4786)  
Net Size: 25/32" x 9-1/4"
- **1-1/4" x 12"** (142-3570-3908, 4792-4808)  
Net Size: 25/32" x 11-1/4"

# 13 TIMELESS COLORS



Wicker Rocker



Sandy Clay



Dover Gray




Snow White



Hat Box Brown



Waves of Grain



Knights Armor



Nickel



Biscayne Blue



Khaki



Grecian Stone



Smokey Sable



Hunt Club Red



S16847

