

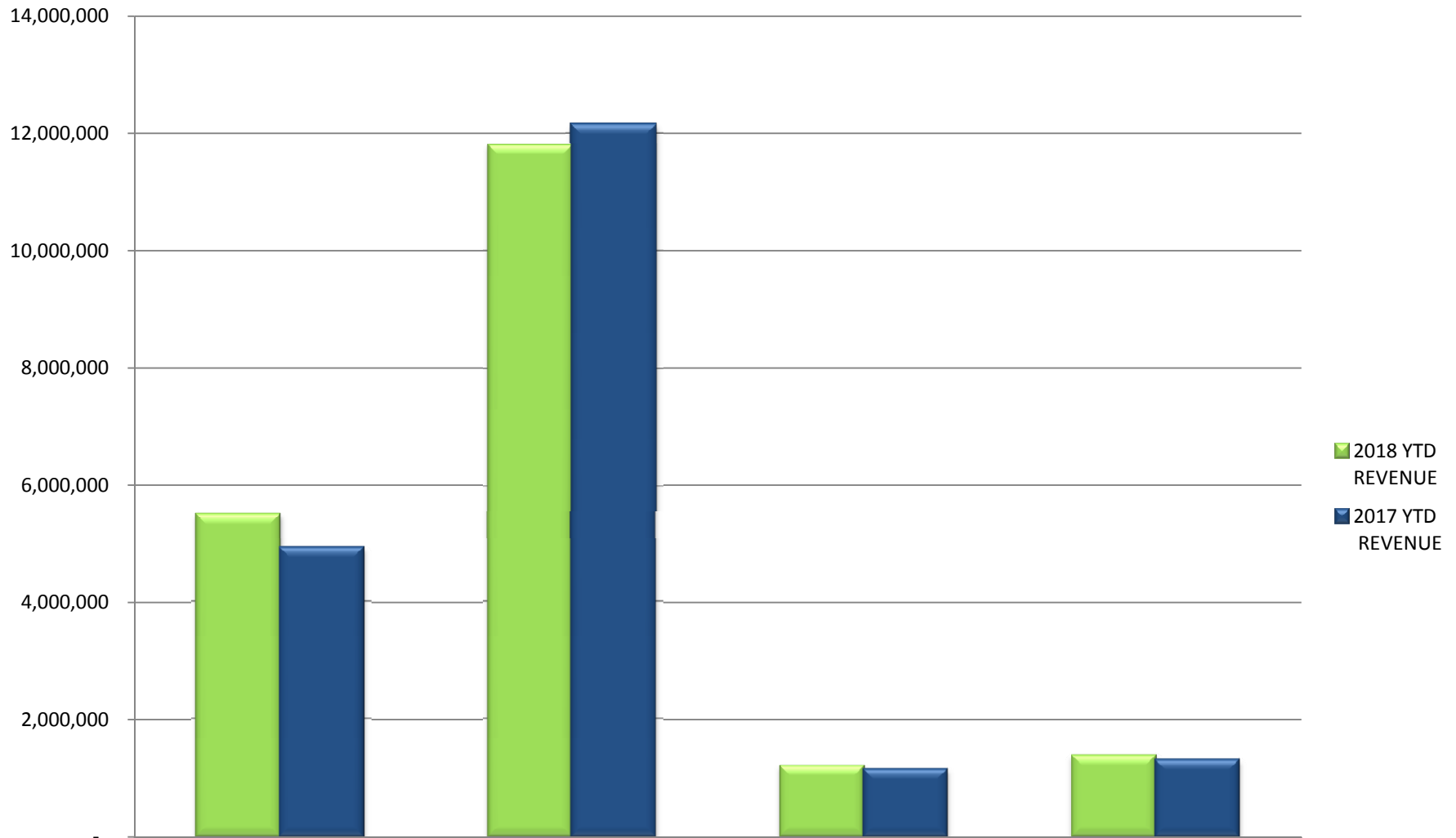
City of Batavia

March 31, 2018*

Financial Report

***unaudited**

YTD Revenues - Major Funds Jan - March



	GENERAL FUND	ELECTRIC UTILITY	WATER UTILITY	SEWER UTILITY
2018 YTD REVENUE	5,492,016	11,791,204	1,196,800	1,372,776
2017 YTD REVENUE	4,917,208	12,144,133	1,135,824	1,297,248

SUNGARD PENTAMATION
 DATE: 04/24/2018
 TIME: 14:51:01

CITY OF BATAVIA
 REVENUE COMPARISON REPORT

PAGE NUMBER: 1
 REVCOMPI

SELECTION CRITERIA: orgn.fund in ('10','21','30','31')
 ACCOUNTING PERIOD: 3/18

SORTED BY: FUND,ACCOUNT
 TOTALED ON: FUND
 PAGE BREAKS ON: FUND

FUND-10 GENERAL FUND

ACCOUNT	TITLE	CURRENT YEAR			PRIOR YEAR				
		BUDGET	REVENUE	BALANCE	BUDGET	REVENUE	BALANCE		
4010	PROPERTY TAXES	4,362,003.00	.00	4,362,003.00	.00	3,954,016.00	.00	3,954,016.00	.00
4011	PENSION PROP TAXES	2,751,784.00	.00	2,751,784.00	.00	2,559,771.00	.00	2,559,771.00	.00
4015	SSA PROPERTY TAXES	6,000.00	.00	6,000.00	.00	6,000.00	.00	6,000.00	.00
4110	RETAIL SALES TAX	5,112,373.00	1,453,325.54	3,659,047.46	28.43	5,230,175.00	1,376,471.27	3,853,703.73	26.32
4111	HOMERULE SALES TAX	3,635,800.00	1,054,950.39	2,580,849.61	29.02	3,720,077.00	1,009,091.00	2,710,986.00	27.13
4115	SIMPLIFIED TELCOM	740,000.00	176,663.14	563,336.86	23.87	800,000.00	128,547.28	671,452.72	16.07
4120	ELEC FF & WATER TA	1,944,000.00	490,016.24	1,453,983.76	25.21	2,006,445.00	566,700.71	1,439,744.29	28.24
4121	LIQUOR TAX	380,000.00	92,832.89	287,167.11	24.43	345,000.00	91,878.96	253,121.04	26.63
4122	GASOLINE TAX	425,000.00	183,457.20	241,542.80	43.17	425,750.00	125,477.06	300,272.94	29.47
4123	NATURAL GAS TAX	615,000.00	339,872.12	275,127.88	55.26	630,000.00	307,628.37	322,371.63	48.83
4135	STATE USE TAX	645,000.00	206,123.50	438,876.50	31.96	605,000.00	190,310.89	414,689.11	31.46
4210	PERS.PROP.REPL.TAX	168,000.00	38,476.64	129,523.36	22.90	145,500.00	50,705.59	94,794.41	34.85
4220	INCOME TAX	2,288,900.00	628,430.56	1,660,469.44	27.46	2,475,000.00	618,542.51	1,856,457.49	24.99
4232	STATE&FED GRANTS	.00	852.93	-852.93	.00	1,000.00	.00	1,000.00	.00
4240	ROAD & BRIDGE TAX	34,000.00	.00	34,000.00	.00	34,250.00	.00	34,250.00	.00
4245	WASTE TRANSFER FEE	528,000.00	135,702.61	392,297.39	25.70	535,000.00	.00	535,000.00	.00
4251	BUSINESS LICENSES	71,000.00	1,548.00	69,452.00	2.18	62,000.00	-150.00	62,150.00	.24
4252	VIDEO GAMING	36,000.00	8,869.44	27,130.56	24.64	.00	1,125.00	-1,125.00	.00
4271	BUILDING PERMIT	275,000.00	33,224.06	241,775.94	12.08	275,000.00	48,684.88	226,315.12	17.70
4301	ENG REVIEW FEES	60,166.00	9,360.99	50,805.01	15.56	20,970.00	4,458.21	16,511.79	21.26
4302	ENG INSPECT FEES	165,110.00	17,608.92	147,501.08	10.66	45,925.00	7,491.42	38,433.58	16.31
4310	PLUMBING INSPECT	50,000.00	7,588.00	42,412.00	15.18	42,000.00	10,499.00	31,501.00	25.00
4316	PLANNING & ZONING	28,000.00	33,325.00	-5,325.00	119.02	20,000.00	4,717.85	15,282.15	23.59
4318	SURVEY MONUMENTATI	45,067.00	.00	45,067.00	.00	11,515.00	.00	11,515.00	.00
4320	LEAF & BRUSH COLLE	455,000.00	113,814.08	341,185.92	25.01	453,400.00	113,686.16	339,713.84	25.07
4324	PAY IN LIEU OF TAX	718,750.00	174,999.99	543,750.01	24.35	17,500.00	.00	17,500.00	.00
4325	ROW FRANCHISE FEES	475,160.00	114,137.72	361,022.28	24.02	470,000.00	118,499.54	351,500.46	25.21
4330	SALE OF BURIAL LOT	16,000.00	4,566.00	11,434.00	28.54	16,000.00	450.00	15,550.00	2.81
4331	GRAVE OPENINGS	40,000.00	9,650.00	30,350.00	24.13	40,000.00	3,650.00	36,350.00	9.13
4332	CARE OF LOTS	10,000.00	3,150.00	6,850.00	31.50	15,000.00	350.00	14,650.00	2.33
4341	DETENTION REIMB	.00	222.58	-222.58	.00	.00	9,308.00	-9,308.00	.00
4351	FINES & FEES	155,000.00	46,763.12	108,236.88	30.17	140,000.00	33,245.77	106,754.23	23.75
4352	PARKING TICKETS	38,000.00	8,000.00	30,000.00	21.05	32,000.00	8,569.00	23,431.00	26.78
4355	POLICE REIMBURSEME	129,000.00	6,862.00	122,138.00	5.32	100,000.00	833.00	99,167.00	.83
4370	B&C FIRE PROT DIST	247,000.00	.00	247,000.00	.00	247,000.00	.00	247,000.00	.00
4386	STATE MAINT. REIMB	47,100.00	12,107.25	34,992.75	25.71	45,000.00	11,757.50	33,242.50	26.13
4392	HAZ WASTE FEE	25,863.00	.00	25,863.00	.00	25,863.00	.00	25,863.00	.00
4397	REIMBURSEMENTS	.00	30,243.40	-30,243.40	.00	440,000.00	33,947.92	406,052.08	7.72
4399	REIMB/MISC	250,000.00	31,601.36	218,398.64	12.64	150,000.00	24,433.69	125,566.31	16.29
4402	TOWNSHIP SHARE	40,000.00	.00	40,000.00	.00	50,000.00	2,527.10	47,472.90	5.05
5000	INTEREST EARNINGS	70,000.00	23,670.11	46,329.89	33.81	35,000.00	13,770.32	21,229.68	39.34
TOTAL	GENERAL FUND	27,083,076.00	5,492,015.78	21,591,060.22	20.28	26,227,157.00	4,917,208.00	21,309,949.00	18.75

SUNGARD PENTAMATION
 DATE: 04/24/2018
 TIME: 14:51:01

CITY OF BATAVIA
 REVENUE COMPARISON REPORT

PAGE NUMBER: 2
 REVCOMPI

SELECTION CRITERIA: orgn.fund in ('10','21','30','31')
 ACCOUNTING PERIOD: 3/18

SORTED BY: FUND,ACCOUNT
 TOTALED ON: FUND
 PAGE BREAKS ON: FUND

FUND-21 ELECTRIC UTILITY

ACCOUNT	TITLE	CURRENT YEAR			PRIOR YEAR			
		BUDGET	REVENUE	BALANCE	BUDGET	REVENUE	BALANCE	
4399	REIMB/MISC	10,000.00	703.86	9,296.14	10,000.00	9,754.90	245.10	97.55
4505	RESIDENTIAL RATE 1	12,350,000.00	3,003,991.57	9,346,008.43	12,700,000.00	2,940,661.75	9,759,338.25	23.15
4510	GENERAL SERVICE RA	1,180,000.00	327,778.56	852,221.44	1,180,000.00	309,326.84	870,673.16	26.21
4515	COMMERICAL RATE 13	9,725,500.00	2,440,643.70	7,284,856.30	9,815,000.00	2,396,727.35	7,418,272.65	24.42
4517	DEMAND RATE 234	7,287,000.00	1,717,621.41	5,569,378.59	7,275,000.00	1,749,289.48	5,525,710.52	24.05
4520	HEAVY INDUST RATE	4,843,269.00	1,299,471.14	3,543,797.86	4,548,500.00	1,368,696.78	3,179,803.22	30.09
4522	DEMAND RATE 236	3,164,090.00	813,210.69	2,350,879.31	3,406,547.00	840,271.10	2,566,275.90	24.67
4523	ENERGY RATE 238	3,828,000.00	957,923.90	2,870,076.10	3,827,500.00	1,106,287.50	2,721,212.50	28.90
4524	DEMAND RATE 338	2,400,000.00	577,044.35	1,822,955.65	2,500,000.00	650,324.66	1,849,675.34	26.01
4525	STATE UTILITY TAX	1,350,000.00	323,208.94	1,026,791.06	1,375,000.00	331,413.54	1,043,586.46	24.10
4526	MARKET BASED RATES	800,000.00	147,737.67	652,262.33	475,000.00	349,661.34	125,338.66	73.61
4530	ELECTRIC SALES-PEN	170,000.00	55,432.31	114,567.69	160,000.00	46,287.85	113,712.15	28.93
4535	POLE LEASE/JOINT W	33,500.00	.00	33,500.00	16,765.00	.00	16,765.00	.00
4536	FIBER OPTIC REIMBU	23,500.00	5,841.00	17,659.00	34,958.00	5,841.00	29,117.00	16.71
4538	LABOR & MATERIALS	55,000.00	10,525.04	44,474.96	40,000.00	18,734.99	21,265.01	46.84
4541	ELEC RECONNECTION	12,500.00	3,105.00	9,395.00	10,000.00	2,805.00	7,195.00	28.05
4543	DEVELOPERS-ELEC FE	150,000.00	67,570.77	82,429.23	100,000.00	117.00	99,883.00	.12
4548	ELECTRICAL SERV/PE	4,000.00	450.00	3,550.00	4,000.00	.00	4,000.00	.00
5000	INTEREST EARNINGS	100,000.00	38,944.32	61,055.68	80,000.00	17,932.41	62,067.59	22.42
TOTAL	ELECTRIC UTILITY	47,486,359.00	11,791,204.23	35,695,154.77	47,558,270.00	12,144,133.49	35,414,136.51	25.54

SUNGARD PENTAMATION
 DATE: 04/24/2018
 TIME: 14:51:01

CITY OF BATAVIA
 REVENUE COMPARISON REPORT

PAGE NUMBER: 3
 REVCOMPI

SELECTION CRITERIA: orgn.fund in ('10','21','30','31')
 ACCOUNTING PERIOD: 3/18

SORTED BY: FUND,ACCOUNT
 TOTALED ON: FUND
 PAGE BREAKS ON: FUND

FUND-30 WATER UTILITY

ACCOUNT	TITLE	BUDGET	CURRENT YEAR			PRIOR YEAR			
			REVENUE	BALANCE	%	REVENUE	BALANCE	%	
4399	REIMB/MISC	100,000.00	30,781.30	69,218.70	30.78	115,000.00	20,919.98	94,080.02	18.19
4610	RESIDENTIAL WATER	3,100,000.00	723,606.88	2,376,393.12	23.34	3,035,500.00	698,958.74	2,336,541.26	23.03
4615	COMMERCIAL WATER	1,220,000.00	279,410.34	940,589.66	22.90	1,210,000.00	272,666.84	937,333.16	22.53
4616	WATER PENALTIES	35,000.00	10,960.22	24,039.78	31.31	28,000.00	8,793.25	19,206.75	31.40
4625	LABOR & MATERIALS	2,000.00	1,867.20	132.80	93.36	1,000.00	343.10	656.90	34.31
4630	STAND-BY WATER FEE	124,750.00	131,501.75	-6,751.75	105.41	112,000.00	124,703.75	-12,703.75	111.34
4634	NON-METERED WATER	500.00	50.00	450.00	10.00	500.00	.00	500.00	.00
4640	SALE OF WATER METE	10,000.00	1,178.18	8,821.82	11.78	10,000.00	806.58	9,193.42	8.07
4644	WATER MAIN RECAPTU	1,200.00	.00	1,200.00	.00	1,200.00	.00	1,200.00	.00
4645	WATER SERVICE INSP	500.00	70.00	430.00	14.00	500.00	.00	500.00	.00
4648	WATER CONNECTIONS	20,000.00	9,800.00	10,200.00	49.00	16,000.00	7,000.00	9,000.00	43.75
4650	WATER SUPPLY&TREAT	10,000.00	550.00	9,450.00	5.50	5,000.00	.00	5,000.00	.00
4667	SALE OF BULK WATER	6,000.00	1,420.16	4,579.84	23.67	6,000.00	.00	6,000.00	.00
4750	IEPA LOAN PROCEEDS	.00	.00	.00	.00	1,150,000.00	.00	1,150,000.00	.00
5000	INTEREST EARNINGS	10,000.00	5,604.14	4,395.86	56.04	10,000.00	1,632.21	8,367.79	16.32
TOTAL WATER UTILITY		4,639,950.00	1,196,800.17	3,443,149.83	25.79	5,700,700.00	1,135,824.45	4,564,875.55	19.92

SUNGARD PENTAMATION
 DATE: 04/24/2018
 TIME: 14:51:01

CITY OF BATAVIA
 REVENUE COMPARISON REPORT

PAGE NUMBER: 4
 REVCOMPI

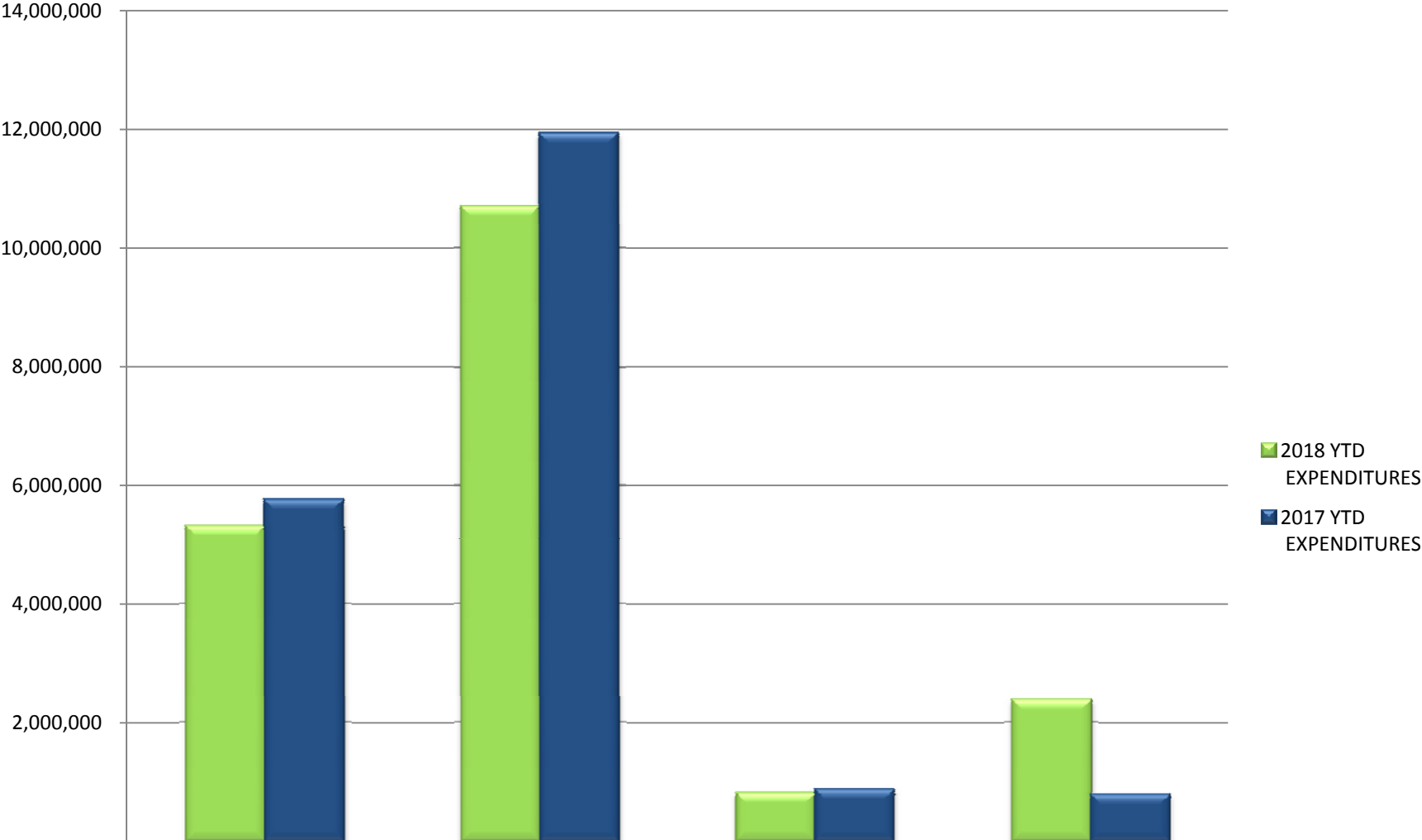
SELECTION CRITERIA: orgn.fund in ('10','21','30','31')
 ACCOUNTING PERIOD: 3/18

SORTED BY: FUND,ACCOUNT
 TOTALED ON: FUND
 PAGE BREAKS ON: FUND

FUND-31 SEWER UTILITY

ACCOUNT	TITLE	BUDGET	CURRENT YEAR			PRIOR YEAR			
			REVENUE	BALANCE	%	REVENUE	BALANCE	%	
4710	RESIDENTIAL SEWER	3,765,100.00	941,758.21	2,823,341.79	25.01	3,573,191.00	885,935.34	2,687,255.66	24.79
4715	COMMERCIAL SEWER	1,750,750.00	407,325.69	1,343,424.31	23.27	1,682,850.00	387,577.46	1,295,272.54	23.03
4721	SEWER PENALTIES	40,000.00	13,343.16	26,656.84	33.36	35,000.00	11,536.21	23,463.79	32.96
4725	TREATMENT CHARGE	30,000.00	3,510.00	26,490.00	11.70	35,000.00	.00	35,000.00	.00
4735	SANITARY INSPECTIO	500.00	70.00	430.00	14.00	775.00	.00	775.00	.00
4740	SEWER CONNECTIONS	15,000.00	.00	15,000.00	.00	15,000.00	10,862.16	4,137.84	72.41
4750	IEPA LOAN PROCEEDS	15,870,000.00	.00	15,870,000.00	.00	17,806,650.00	.00	17,806,650.00	.00
5000	INTEREST EARNINGS	500.00	6,768.97	-6,268.97	1353.79	500.00	1,336.54	-836.54	267.31
TOTAL SEWER UTILITY		21,471,850.00	1,372,776.03	20,099,073.97	6.39	23,148,966.00	1,297,247.71	21,851,718.29	5.60
TOTAL REPORT		100,681,235.00	19,852,796.21	80,828,438.79	19.72	102,635,093.00	19,494,413.65	83,140,679.35	18.99

YTD Spending - Major Funds - Jan - Mar



	GENERAL FUND	ELECTRIC UTILITY	WATER UTILITY	SEWER UTILITY
2018 YTD EXPENDITURES	5,305,622	10,702,558	810,022	2,381,618
2017 YTD EXPENDITURES	5,746,058	11,932,143	874,369	789,017

SUNGARD PENTAMATION
 DATE: 04/23/2018
 TIME: 14:14:42

CITY OF BATAVIA
 EXPENDITURE COMPARISON REPORT

PAGE NUMBER: 1
 EXPCOMPI

SELECTION CRITERIA: orgn.fund in ('10','21','30','31')
 ACCOUNTING PERIOD: 3/18

SORTED BY: FUND,ORGANIZATION
 TOTALED ON: FUND,ORGANIZATION
 PAGE BREAKS ON: FUND

FUND-10 GENERAL FUND

ORGANIZATION	CURRENT YEAR				PRIOR YEAR			
	BUDGET	EXPENDITURES	BALANCE	%	BUDGET	EXPENDITURES	BALANCE	%
1010 ADMIN & LEGISLATIV	1,300,876.00	177,152.94	1,123,723.06	13.62	2,150,627.00	166,939.93	1,983,687.07	7.76
1012 HUMAN RESOURCES	456,647.00	85,129.24	371,517.76	18.64	406,389.00	92,123.85	314,265.15	22.67
1013 COMMUNITY DEVELOPM	1,241,658.00	230,108.67	1,011,549.33	18.53	1,106,648.00	252,287.99	854,360.01	22.80
1014 PUBLIC WORKS	254,902.00	53,034.25	201,867.75	20.81	226,319.00	51,425.10	174,893.90	22.72
1015 ENGINEERING	725,963.00	162,734.59	563,228.41	22.42	712,867.00	112,477.50	600,389.50	15.78
1016 BUILDING & GROUNDS	540,449.00	99,649.93	440,799.07	18.44	424,704.00	78,486.37	346,217.63	18.48
1017 FINANCE & ACCOUNTI	670,294.00	146,868.03	523,425.97	21.91	655,221.00	140,145.21	515,075.79	21.39
1018 INFORMATION SYSTEM	1,025,118.00	222,693.73	802,424.27	21.72	924,632.00	252,440.08	672,191.92	27.30
1019 UTILITY BILLING	399,070.00	80,430.42	318,639.58	20.15	395,614.00	89,581.44	306,032.56	22.64
1022 ECONOMIC DEVELOPME	142,000.00	28,435.76	113,564.24	20.03	126,815.00	24,611.32	102,203.68	19.41
1031 POLICE	9,564,008.00	1,610,243.51	7,953,764.49	16.84	9,131,339.00	1,656,280.95	7,475,058.05	18.14
1032 FIRE	5,686,997.00	1,003,540.57	4,683,456.43	17.65	5,472,227.00	913,233.58	4,558,993.42	16.69
1033 ESDA	35,230.00	3,677.19	31,552.81	10.44	33,712.00	3,504.71	30,207.29	10.40
1045 STREETS & WALKS	4,225,813.00	949,589.38	3,276,223.62	22.47	3,844,915.00	736,030.71	3,108,884.29	19.14
1075 GENERAL GOV-UTILIT	-1,645,000.00	-411,249.96	-1,233,750.04	25.00	-1,284,843.00	-321,210.78	-963,632.22	25.00
1090 INTERFUND	2,536,500.00	863,583.34	1,672,916.66	34.05	2,767,700.00	1,497,700.00	1,270,000.00	54.11
TOTAL-10 GENERAL FUND	27,160,525.00	5,305,621.59	21,854,903.41	19.53	27,094,886.00	5,746,057.96	21,348,828.04	21.21

SUNGARD PENTAMATION
 DATE: 04/23/2018
 TIME: 14:14:42

CITY OF BATAVIA
 EXPENDITURE COMPARISON REPORT

PAGE NUMBER: 2
 EXPCOMPI

SELECTION CRITERIA: orgn.fund in ('10','21','30','31')
 ACCOUNTING PERIOD: 3/18

SORTED BY: FUND,ORGANIZATION
 TOTALED ON: FUND,ORGANIZATION
 PAGE BREAKS ON: FUND

FUND-21 ELECTRIC UTILITY

ORGANIZATION	CURRENT YEAR				PRIOR YEAR			
	BUDGET	EXPENDITURES	BALANCE	%	BUDGET	EXPENDITURES	BALANCE	%
2161 ELECTRIC CAPITAL	8,944,000.00	107,523.31	8,836,476.69	1.20	3,079,000.00	1,127,557.04	1,951,442.96	36.62
2162 METERING	243,096.00	52,988.05	190,107.95	21.80	242,420.00	48,013.60	194,406.40	19.81
2164 ELECTRIC T & D	45,800,054.00	10,542,046.43	35,258,007.57	23.02	45,630,641.00	10,756,572.18	34,874,068.82	23.57
2198 REVENUE BONDS	1,489,450.00	.00	1,489,450.00	.00	1,488,600.00	.00	1,488,600.00	.00
TOTAL-21 ELECTRIC UTI	56,476,600.00	10,702,557.79	45,774,042.21	18.95	50,440,661.00	11,932,142.82	38,508,518.18	23.66

SUNGARD PENTAMATION
 DATE: 04/23/2018
 TIME: 14:14:42

CITY OF BATAVIA
 EXPENDITURE COMPARISON REPORT

PAGE NUMBER: 3
 EXPCOMPI

SELECTION CRITERIA: orgn.fund in ('10','21','30','31')
 ACCOUNTING PERIOD: 3/18

SORTED BY: FUND,ORGANIZATION
 TOTALED ON: FUND,ORGANIZATION
 PAGE BREAKS ON: FUND

FUND-30 WATER UTILITY

ORGANIZATION	CURRENT YEAR				PRIOR YEAR			
	BUDGET	EXPENDITURES	BALANCE	%	BUDGET	EXPENDITURES	BALANCE	%
3071 WATER CAPITAL	780,624.00	28,988.94	751,635.06	3.71	3,900,000.00	70,732.98	3,829,267.02	1.81
3072 WATER PRODUCTION	1,047,932.00	154,433.04	893,498.96	14.74	780,000.00	154,102.14	625,897.86	19.76
3073 WATER DISTRIBUTION	2,324,872.00	481,514.97	1,843,357.03	20.71	2,298,017.00	504,449.55	1,793,567.45	21.95
3098 REVENUE BONDS	933,959.00	145,084.59	788,874.41	15.53	935,168.00	145,084.59	790,083.41	15.51
TOTAL-30 WATER UTILIT	5,087,387.00	810,021.54	4,277,365.46	15.92	7,913,185.00	874,369.26	7,038,815.74	11.05

SUNGARD PENTAMATION
 DATE: 04/23/2018
 TIME: 14:14:42

CITY OF BATAVIA
 EXPENDITURE COMPARISON REPORT

PAGE NUMBER: 4
 EXPCOMPI

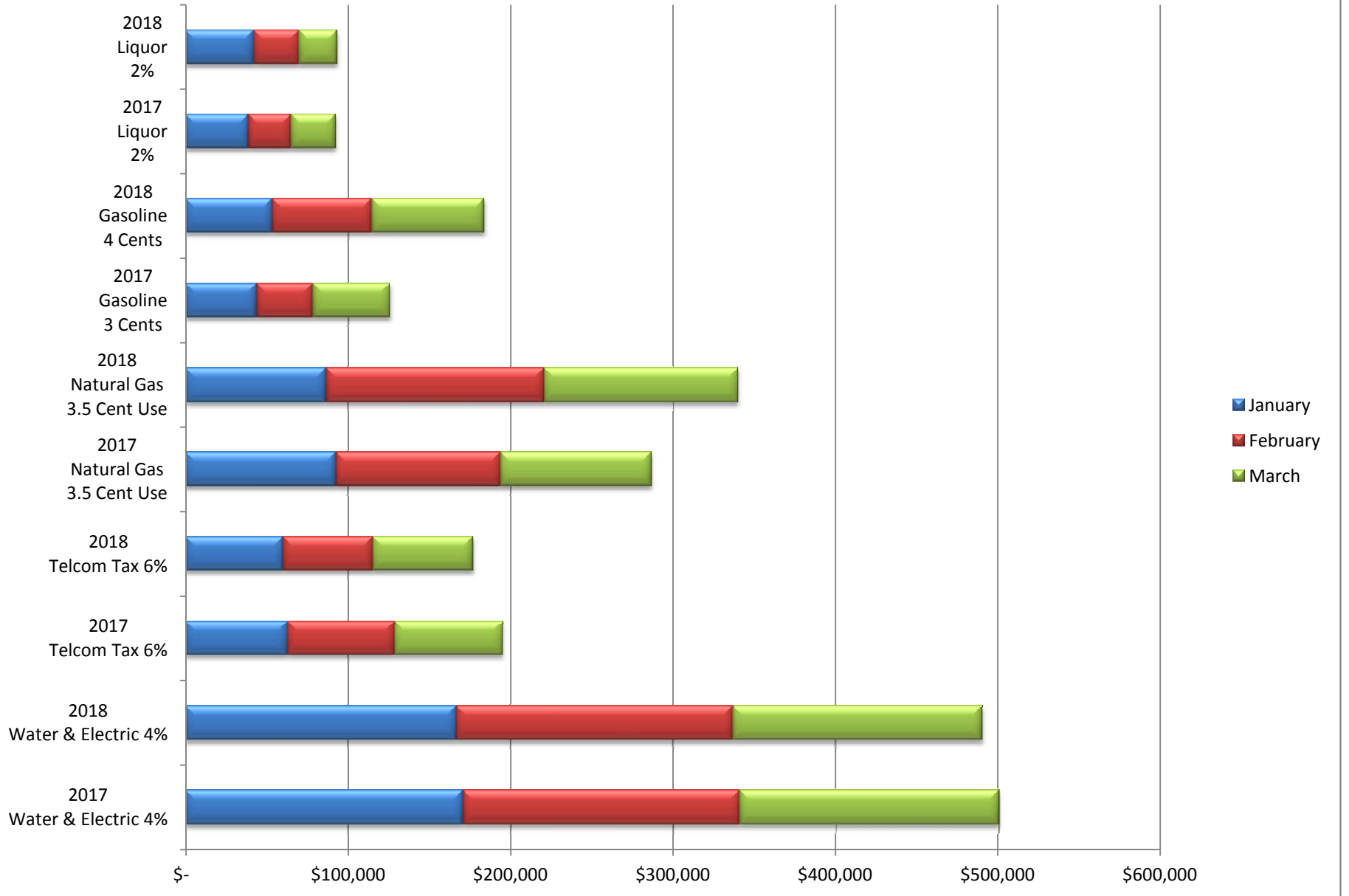
SELECTION CRITERIA: orgn.fund in ('10','21','30','31')
 ACCOUNTING PERIOD: 3/18

SORTED BY: FUND,ORGANIZATION
 TOTALED ON: FUND,ORGANIZATION
 PAGE BREAKS ON: FUND

FUND-31 SEWER UTILITY

ORGANIZATION	----- CURRENT YEAR -----				----- PRIOR YEAR -----			
	BUDGET	EXPENDITURES	BALANCE	%	BUDGET	EXPENDITURES	BALANCE	%
3181 SEWER CAPITAL	15,975,000.00	1,815,323.63	14,159,676.37	11.36	17,956,650.00	180,809.91	17,775,840.09	1.01
3182 SEWER TREATMENT	2,714,851.00	538,501.54	2,176,349.46	19.84	2,618,302.00	554,160.07	2,064,141.93	21.16
3183 SANITARY SEWER	847,589.00	27,793.11	819,795.89	3.28	1,259,069.00	54,046.90	1,205,022.10	4.29
3198 REVENUE BONDS	868,890.00	.00	868,890.00	.00	866,482.00	.00	866,482.00	.00
TOTAL-31 SEWER UTILIT	20,406,330.00	2,381,618.28	18,024,711.72	11.67	22,700,503.00	789,016.88	21,911,486.12	3.48
TOTAL REPORT	109,130,842.00	19,199,819.20	89,931,022.80	17.59	108,149,235.00	19,341,586.92	88,807,648.08	17.88

Municipal Tax/Fees Comparison



Portfolio Composition

City of Batavia

Unamortized Book Value

Receipts in Period

03/31/18 - 03/31/18

Run Date: 04/25/18

Run Time: 12:46:45

Page 1 of 2

Security	03/31/18
Description	03/31/18

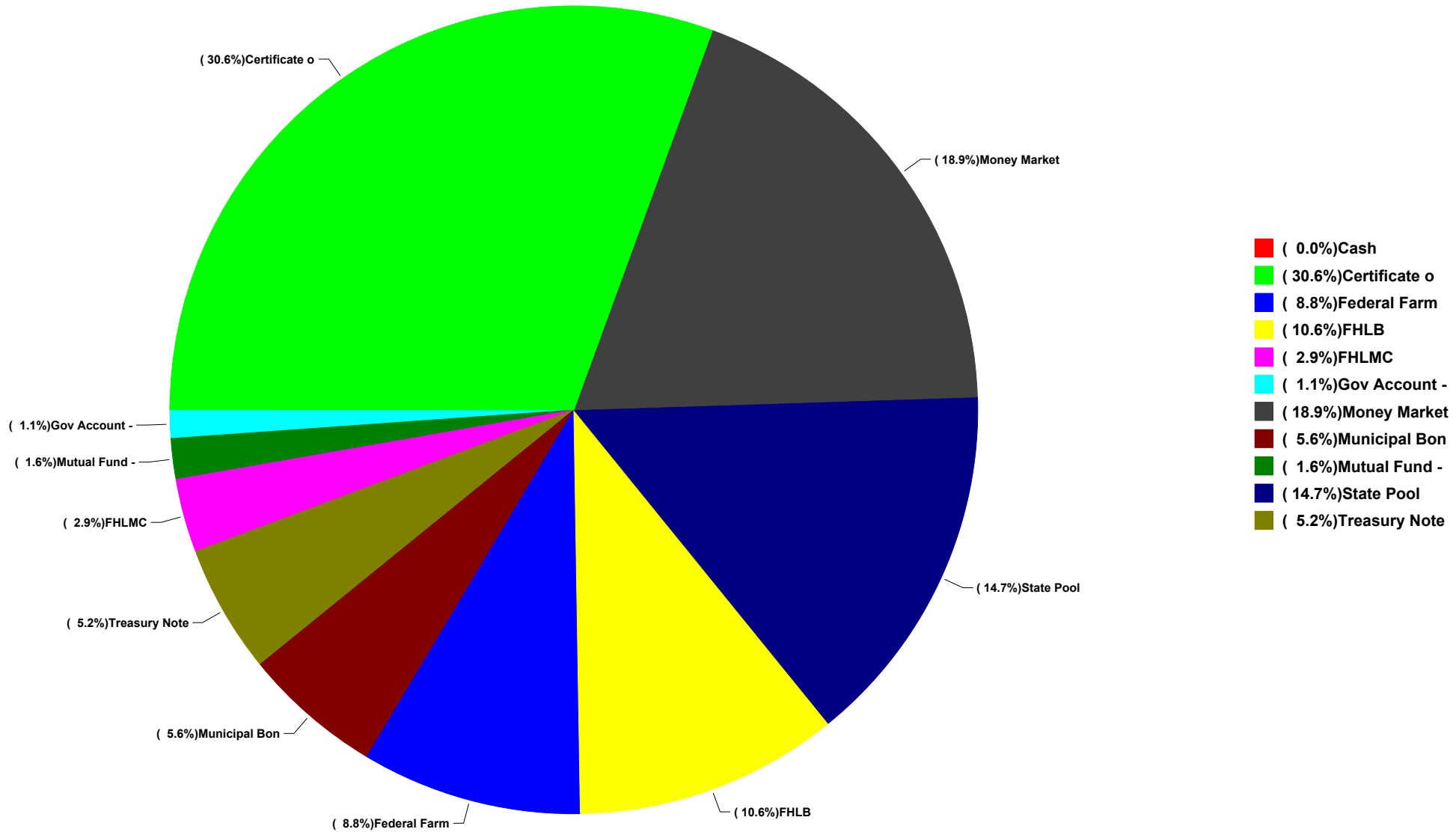
Combined Port	
Cash	900.00
Certificate o	18,643,403.71
Federal Farm	5,372,422.50
FHLB	6,454,906.00
FHLMC	1,793,278.84
Gov Account -	689,592.46
Money Market	11,528,403.56
Municipal Bon	3,404,362.40
Mutual Fund -	995,949.38
State Pool	8,932,017.82
Treasury Note	<u>3,140,104.00</u>
Port Total	<u>60,955,340.67</u>

Combined Port	
Cash	0.0015
Certificate o	30.5853
Federal Farm	8.8137
FHLB	10.5896
FHLMC	2.9420
Gov Account -	1.1313
Money Market	18.9129
Municipal Bon	5.5850
Mutual Fund -	1.6339
State Pool	14.6534
Treasury Note	<u>5.1515</u>
Port Total	<u>100.0000</u>

Portfolio Composition
City of Batavia
Unamortized Book Value
Receipts in Period
03/31/18 - 03/31/18

By Security

Portfolio Total: \$60,955,341



SUNGARD PENTAMATION
 DATE: 04/24/2018
 TIME: 12:12:36

CITY OF BATAVIA
 PRINT BALANCE SHEETS BY FUND

PAGE NUMBER: 1
 STATMN11

SELECTION CRITERIA: ALL
 ACCOUNTING PERIOD: 3/18

FUND - 10 - GENERAL FUND

ACCOUNT	TITLE	DEBITS	CREDITS
1013	PETTY CASH-COM DEV	150.00	
1014	PETTY CASH-RECORDS	100.00	
1017	PETTY CASH-FINANCE	300.00	
1019	PETTY CASH-UB	350.00	
1020	CASH	1,441,363.43	
1021	CASH ILLINOIS FUNDS	3,667,779.87	
1023	CASH E-PAY	29,462.29	
1024	CASH XPRESS PAY	83,353.72	
1026	MONEY MARKET CIBC	22,451.98	
1030	MMA CD PERMITS	10,000.00	
1040	GOV FUND CUSTODY	4,799.66	
1042	CITIBANK PMA LIQUID	1,468.26	
1046	R-CASH HAZ WASTE FUNDS	122,984.73	
1058	R-CASH CEMETERY GIFTS	25,000.00	
1060	R-CASH OFFSET		147,984.73
1118	INVESTMENTS-CD'S	4,457,700.00	
1120	INVESTMENTS-FIXED	3,000,000.00	
1121	MARKET ADJ		20,563.80
1122	NET PREMIUM-DISCOUNT	21,499.70	
TOTAL	CASH AND INVESTMENTS	12,888,763.64	168,548.53
1130	PREPAID INSURANCE	119,328.01	
1140	PREPAID EXPENSE	71,265.45	
1201	CURRENT PROPERTY TAX	7,147,834.67	
1202	MISC RECEIVABLE	55,020.30	
1204	ALLOW UNCOLLECT PROP TAX		71,478.35
1207	INTEREST RECEIVABLE	2,927.79	
1210	COURT FINES RECEIVABLE	9,257.89	
1211	WTS HOST FEE RECEIVABLE	135,702.61	
1214	CURRENT SSA TAX	4,700.03	
1215	SALES TAX RECEIVABLE	1,453,325.54	
1220	INCOME TAX RECEIVABLE	197,919.37	
1221	LOCAL USE TAX RECEIVABLE	206,123.50	
1222	SIMPLIFIED TAX RECEIVABLE	176,663.14	
1223	GASOLINE TAX RECEIVABLE	47,376.89	
1224	GAS USE TAX RECEIVABLE	86,368.04	
1225	HOME RULE TAX REC	1,054,950.39	
1226	LIQUOR TAX RECEIVABLE	44,108.34	
1233	MULTIMEDIA CABLE REC	114,137.72	
1235	UNBILLED UTILITIES REC	154,724.65	
TOTAL	NON-CASH CURRENT ASSETS	11,081,734.33	71,478.35
1275	GASOLINE-INVENTORY	16,843.85	
1280	VEOLIA INVENTORY	2,553.80	
1282	POSTAGE ON HAND	5,646.04	
TOTAL	INVENTORY	25,043.69	.00
1311	DUE FROM TIF FD #11	700,000.00	
1342	DUE FR DP BRIDGE #42	6,168.41	

SUNGARD PENTAMATION
 DATE: 04/24/2018
 TIME: 12:12:36

CITY OF BATAVIA
 PRINT BALANCE SHEETS BY FUND

PAGE NUMBER: 2
 STATMN11

SELECTION CRITERIA: ALL
 ACCOUNTING PERIOD: 3/18

FUND - 10 - GENERAL FUND

ACCOUNT	TITLE	DEBITS	CREDITS
TOTAL DUE FROM'S		706,168.41	.00
1504	UTIL TAX BILLED-CUSTOMER	109,860.96	
1505	UTIL TAX - MARKET CUST	5,239.22	
1520	LEAF & BRUSH RECEIVABLE	32,776.67	
1730	ALLOWANCE FOR BAD DEBT		5,907.67
TOTAL NON-CASH CURRENT ASSETS		147,876.85	5,907.67
TOTAL ASSETS		24,849,586.92	245,934.55
1911	BATAVIA ENV COMMISSION		1,197.95
1912	DEVP ESCROW/HOLDING		158,710.13
1925	LIQUOR&TOBACCO VIOLATIONS		11,500.00
1955	AS-BUILT ESCROW		26,546.01
1961	GAS SURCHARGE ESCROW		26,540.43
1962	ENG DEVELOPER ESCROW		42,958.00
1973	NONREFUNDABLE TREE PYMNTS		8,178.98
1974	TREE DEPOSITS-DEVELOPERS		8,383.00
1976	LOT GRADING DEPOSITS		7,500.00
1977	SIDEWALK DEPOSITS		7,020.00
1978	ROW DEPOSITS		55.00
1979	DRIVEWAY DEPOSITS		2,212.20
1980	PSN PAYABLE CC FEES		5,230.89
TOTAL DEPOSITS/ESCROWS		.00	306,032.59
2010	ACCOUNTS PAYABLE		2,255.45
2012	WAGES PAYABLE		342,338.65
TOTAL CURRENT LIABILITIES		.00	344,594.10
TOTAL LIABILITIES		.00	650,626.69
3010	DEFERRED REVENUE		7,081,056.35
TOTAL DEFERRED EXPENSE/REVENUE		.00	7,081,056.35
3025	FUND BALANCE/NET ASSETS		16,685,575.14
TOTAL FUND BALANCE		.00	16,685,575.14
TOTAL CONTROL ACCOUNTS		32,466,146.59	32,652,540.78
TOTAL EQUITIES		32,466,146.59	56,419,172.27
TOTAL GENERAL FUND		57,315,733.51	57,315,733.51

SUNGARD PENTAMATION
DATE: 04/24/2018
TIME: 12:12:36

CITY OF BATAVIA
PRINT BALANCE SHEETS BY FUND

PAGE NUMBER: 3
STATMN11

SELECTION CRITERIA: ALL
ACCOUNTING PERIOD: 3/18

FUND - 11 - TIF DISTRICT #1

ACCOUNT	TITLE	DEBITS	CREDITS
1020	CASH	204,734.24	
TOTAL CASH AND INVESTMENTS		204,734.24	.00
1201	CURRENT PROPERTY TAX	907,834.14	
1202	MISC RECEIVABLE	2,842.09	
1209	GRANT RECEIVABLE	166,860.00	
1212	LOAN RECEIVABLE	82,179.31	
1213	FORGIVABLE LOAN REC	17,000.00	
TOTAL NON-CASH CURRENT ASSETS		1,176,715.54	.00
TOTAL ASSETS		1,381,449.78	.00
2014	OTHER PAYABLE		5,432.24
TOTAL CURRENT LIABILITIES		.00	5,432.24
2127	ACCRUED INTEREST PAYABLE	23,525.00	
TOTAL LONG-TERM LIABILITIES		23,525.00	.00
2410	DUE TO GENERAL FUND #10		700,000.00
2420	DUE TO WC FUND #20		700,000.00
2472	DUE TO FIRE CAP DEV #72		620,000.00
TOTAL DUE TO'S		.00	2,020,000.00
TOTAL LIABILITIES		23,525.00	2,025,432.24
3010	DEFERRED REVENUE		907,834.14
TOTAL DEFERRED EXPENSE/REVENUE		.00	907,834.14
3025	FUND BALANCE/NET ASSETS	1,474,324.55	
TOTAL FUND BALANCE		1,474,324.55	.00
TOTAL CONTROL ACCOUNTS		964,568.37	910,601.32
TOTAL EQUITIES		2,438,892.92	1,818,435.46
TOTAL TIF DISTRICT #1		3,843,867.70	3,843,867.70

SUNGARD PENTAMATION
DATE: 04/24/2018
TIME: 12:12:36

CITY OF BATAVIA
PRINT BALANCE SHEETS BY FUND

PAGE NUMBER: 4
STATMN11

SELECTION CRITERIA: ALL
ACCOUNTING PERIOD: 3/18

FUND - 12 - TIF DISTRICT #3

ACCOUNT - - - - -	TITLE - - - - -	DEBITS	CREDITS
1020	CASH	6,341.93	
TOTAL CASH AND INVESTMENTS		6,341.93	.00
1201	CURRENT PROPERTY TAX	430,264.44	
1212	LOAN RECEIVABLE	37,614.38	
TOTAL NON-CASH CURRENT ASSETS		467,878.82	.00
TOTAL ASSETS		474,220.75	.00
3010	DEFERRED REVENUE		430,264.44
TOTAL DEFERRED EXPENSE/REVENUE		.00	430,264.44
3025	FUND BALANCE/NET ASSETS		48,956.31
TOTAL FUND BALANCE		.00	48,956.31
TOTAL CONTROL ACCOUNTS		450,000.00	445,000.00
TOTAL EQUITIES		450,000.00	924,220.75
TOTAL TIF DISTRICT #3		924,220.75	924,220.75

SUNGARD PENTAMATION
DATE: 04/24/2018
TIME: 12:12:36

CITY OF BATAVIA
PRINT BALANCE SHEETS BY FUND

PAGE NUMBER: 5
STATMN11

SELECTION CRITERIA: ALL
ACCOUNTING PERIOD: 3/18

FUND - 13 - TIF #4 WEST TOWN

ACCOUNT - - - - -	TITLE - - - - -	DEBITS	CREDITS
1020	CASH	18,679.22	
TOTAL CASH AND INVESTMENTS		18,679.22	.00
1201	CURRENT PROPERTY TAX	40,120.94	
TOTAL NON-CASH CURRENT ASSETS		40,120.94	.00
TOTAL ASSETS		58,800.16	.00
3010	DEFERRED REVENUE		40,120.94
TOTAL DEFERRED EXPENSE/REVENUE		.00	40,120.94
3025	FUND BALANCE/NET ASSETS		18,679.22
TOTAL FUND BALANCE		.00	18,679.22
TOTAL CONTROL ACCOUNTS		120,000.00	120,000.00
TOTAL EQUITIES		120,000.00	178,800.16
TOTAL TIF #4 WEST TOWN		178,800.16	178,800.16

SUNGARD PENTAMATION
DATE: 04/24/2018
TIME: 12:12:36

CITY OF BATAVIA
PRINT BALANCE SHEETS BY FUND

PAGE NUMBER: 6
STATMN11

SELECTION CRITERIA: ALL
ACCOUNTING PERIOD: 3/18

FUND - 14 - ECONOMIC DEVELOPMNT GRANT

ACCOUNT - - - - -	TITLE - - - - -	DEBITS	CREDITS
1020	CASH	22,621.29	
1021	CASH ILLINOIS FUNDS	325,369.26	
TOTAL CASH AND INVESTMENTS		347,990.55	.00
TOTAL ASSETS		347,990.55	.00
2002	ED CREDIT PAYABLE		274,916.96
TOTAL CURRENT LIABILITIES		.00	274,916.96
TOTAL LIABILITIES		.00	274,916.96
3025	FUND BALANCE/NET ASSETS		71,964.89
TOTAL FUND BALANCE		.00	71,964.89
TOTAL CONTROL ACCOUNTS		1,589,167.00	1,590,275.70
TOTAL EQUITIES		1,589,167.00	1,662,240.59
TOTAL ECONOMIC DEVELOPMNT GRANT		1,937,157.55	1,937,157.55

SUNGARD PENTAMATION
DATE: 04/24/2018
TIME: 12:12:36

CITY OF BATAVIA
PRINT BALANCE SHEETS BY FUND

PAGE NUMBER: 7
STATMN11

SELECTION CRITERIA: ALL
ACCOUNTING PERIOD: 3/18

FUND - 15 - HEALTH INSURANCE

ACCOUNT - - - - -	TITLE - - - - -	DEBITS	CREDITS
1020	CASH	286,248.25	
TOTAL CASH AND INVESTMENTS		286,248.25	.00
1125	INSURANCE RECEIVABLE	28,484.90	
TOTAL NON-CASH CURRENT ASSETS		28,484.90	.00
TOTAL ASSETS		314,733.15	.00
1970	ACCRUED CLAIMS		1,698,924.54
TOTAL DEPOSITS/ESCROWS		.00	1,698,924.54
TOTAL LIABILITIES		.00	1,698,924.54
3025	FUND BALANCE/NET ASSETS	1,292,853.93	
TOTAL FUND BALANCE		1,292,853.93	.00
TOTAL CONTROL ACCOUNTS		5,085,260.58	4,993,923.12
TOTAL EQUITIES		6,378,114.51	4,993,923.12
TOTAL HEALTH INSURANCE		6,692,847.66	6,692,847.66

SUNGARD PENTAMATION
DATE: 04/24/2018
TIME: 12:12:36

CITY OF BATAVIA
PRINT BALANCE SHEETS BY FUND

PAGE NUMBER: 8
STATMN11

SELECTION CRITERIA: ALL
ACCOUNTING PERIOD: 3/18

FUND - 16 - TIF #5

ACCOUNT - - - - -	TITLE - - - - -	DEBITS	CREDITS
1201	CURRENT PROPERTY TAX	6,319.68	
TOTAL NON-CASH	CURRENT ASSETS	6,319.68	.00
TOTAL ASSETS		6,319.68	.00
3010	DEFERRED REVENUE		6,319.68
TOTAL DEFERRED	EXPENSE/REVENUE	.00	6,319.68
TOTAL CONTROL	ACCOUNTS	10,010,000.00	10,010,000.00
TOTAL EQUITIES		10,010,000.00	10,016,319.68
TOTAL TIF #5		10,016,319.68	10,016,319.68

SUNGARD PENTAMATION
DATE: 04/24/2018
TIME: 12:12:36

CITY OF BATAVIA
PRINT BALANCE SHEETS BY FUND

PAGE NUMBER: 9
STATMN11

SELECTION CRITERIA: ALL
ACCOUNTING PERIOD: 3/18

FUND - 18 - MOTOR FUEL TAX

ACCOUNT - - - - -	TITLE - - - - -	DEBITS	CREDITS
1027	CASH - MFT	766,898.00	
1118	INVESTMENTS-CD'S	2,000,000.00	
TOTAL	CASH AND INVESTMENTS	2,766,898.00	.00
1207	INTEREST RECEIVABLE	11,947.22	
1232	MFT RECEIVABLE	57,550.28	
TOTAL	NON-CASH CURRENT ASSETS	69,497.50	.00
TOTAL	ASSETS	2,836,395.50	.00
3025	FUND BALANCE/NET ASSETS		2,656,833.57
TOTAL	FUND BALANCE	.00	2,656,833.57
TOTAL	CONTROL ACCOUNTS	669,500.00	849,061.93
TOTAL	EQUITIES	669,500.00	3,505,895.50
TOTAL	MOTOR FUEL TAX	3,505,895.50	3,505,895.50

SUNGARD PENTAMATION
 DATE: 04/24/2018
 TIME: 12:12:36

CITY OF BATAVIA
 PRINT BALANCE SHEETS BY FUND

PAGE NUMBER: 10
 STATMN11

SELECTION CRITERIA: ALL
 ACCOUNTING PERIOD: 3/18

FUND - 20 - WORKMEN'S COMPENSATION

ACCOUNT	TITLE	DEBITS	CREDITS
1020	CASH	478,495.36	
1021	CASH ILLINOIS FUNDS		.02
1040	GOV FUND CUSTODY	2,056.28	
1120	INVESTMENTS-FIXED	900,000.00	
1121	MARKET ADJ		1,620.00
1122	NET PREMIUM-DISCOUNT	2,117.00	
TOTAL CASH AND INVESTMENTS		1,382,668.64	1,620.02
1130	PREPAID INSURANCE	76,198.66	
1207	INTEREST RECEIVABLE	428.82	
TOTAL NON-CASH CURRENT ASSETS		76,627.48	.00
1311	DUE FROM TIF FD #11	700,000.00	
TOTAL DUE FROM'S		700,000.00	.00
TOTAL ASSETS		2,159,296.12	1,620.02
1970	ACCRUED CLAIMS		145,898.32
1992	CLAIMS RESERVE		476,637.08
TOTAL DEPOSITS/ESCROWS		.00	622,535.40
TOTAL LIABILITIES		.00	622,535.40
3025	FUND BALANCE/NET ASSETS		1,466,547.59
TOTAL FUND BALANCE		.00	1,466,547.59
TOTAL CONTROL ACCOUNTS		778,052.17	846,645.28
TOTAL EQUITIES		778,052.17	2,313,192.87
TOTAL WORKMEN'S COMPENSATION		2,937,348.29	2,937,348.29

SUNGARD PENTAMATION
 DATE: 04/24/2018
 TIME: 12:12:36

CITY OF BATAVIA
 PRINT BALANCE SHEETS BY FUND

PAGE NUMBER: 11
 STATMN11

SELECTION CRITERIA: ALL
 ACCOUNTING PERIOD: 3/18

FUND - 21 - ELECTRIC UTILITY

ACCOUNT	TITLE	DEBITS	CREDITS
1020	CASH	2,688,112.64	
1021	CASH ILLINOIS FUNDS	691,068.72	
1025	CASH WITH FISCAL AGENT	1,146,800.00	
1026	MONEY MARKET CIBC	311,962.26	
1040	GOV FUND CUSTODY	523,629.80	
1042	CITIBANK PMA LIQUID	1,109.33	
1118	INVESTMENTS-CD'S	9,695,100.00	
1120	INVESTMENTS-FIXED	8,540,000.00	
1121	MARKET ADJ		66,772.30
1122	NET PREMIUM-DISCOUNT	42,738.00	
TOTAL	CASH AND INVESTMENTS	23,640,520.75	66,772.30
1130	PREPAID INSURANCE	40,969.39	
1140	PREPAID EXPENSE	4,182,199.49	
1155	DEPOSITS PJM	90,000.00	
1202	MISC RECEIVABLE	12,405.35	
1207	INTEREST RECEIVABLE	49,584.65	
1235	UNBILLED UTILITIES REC	3,661,943.55	
1250	INVENTORY	2,392,472.51	
1253	TRANSFORMERS	949,017.22	
1254	ELECTRIC METERS	77,201.77	
1525	STATE UTILITY TAX	71,415.71	
1526	STATE TAX - MARKET CUST	6,221.72	
1540	ELECTRIC ACCTS RECEIVABLE	2,449,490.59	
1545	ELECTRIC MARKET BASE A/R	130,980.60	
1730	ALLOWANCE FOR BAD DEBT		62,744.10
1735	ALLOWANCE OBSOLETE INV		13,277.75
TOTAL	NON-CASH CURRENT ASSETS	14,113,902.55	76,021.85
1801	CONSTRUCTION IN PROCESS	4,359,841.28	
1802	LAND	121,034.23	
1803	LEASHOLD EXCHANGE	8,014,166.61	
1804	STRUCTURES & IMPROVE	321,381.36	
1808	PLANT & IMPROVEMENTS	72,714,316.98	
1820	VEHICLES & EQUIPMENT	1,959,591.92	
1830	ACCUMULATED DEP V&E&LH		2,942,770.80
1831	ACCUMULATED DEP PLANT		31,622,536.07
TOTAL	NON-CURRENT ASSETS	87,490,332.38	34,565,306.87
TOTAL	ASSETS	125,244,755.68	34,708,101.02
2001	UNEARNED REVENUE		11,561.17
2010	ACCOUNTS PAYABLE		2,646,602.15
2011	ACCOUNTS PAYABLE-MANUAL		85,786.75
2012	WAGES PAYABLE		62,062.08
2013	COMP ABSENCES PAYABLE		185,845.26
2014	OTHER PAYABLE		128.07
2019	STATE EXCISE TAX PAYABLE		210,904.88
2115	UTILITY CUSTOMER DEPOSITS		91,229.87

SUNGARD PENTAMATION
 DATE: 04/24/2018
 TIME: 12:12:36

CITY OF BATAVIA
 PRINT BALANCE SHEETS BY FUND

PAGE NUMBER: 12
 STATMN11

SELECTION CRITERIA: ALL
 ACCOUNTING PERIOD: 3/18

FUND - 21 - ELECTRIC UTILITY

ACCOUNT - - - -	TITLE - - - -	DEBITS	CREDITS
TOTAL CURRENT LIABILITIES		.00	3,294,120.23
2122	IMRF NET PENSION LIAB		1,912,254.00
2128	UNAMORTIZED PREMIUM		249,920.54
2129	UNAMORT LOSS ON REF	1,236,186.03	
2131	G O BONDS PAYABLE		21,790,000.00
2135	BOND INTEREST PAYABLE		341,800.00
TOTAL LONG-TERM LIABILITIES		1,236,186.03	24,293,974.54
TOTAL LIABILITIES		1,236,186.03	27,588,094.77
3009	DEFERRED OUTFLOW-IMRF	1,119,224.00	
3011	DEFERRED INFLOW-IMRF		90,001.00
TOTAL DEFERRED EXPENSE/REVENUE		1,119,224.00	90,001.00
3015	CONTRIBUTED CAPITAL		285,423.90
3025	FUND BALANCE/NET ASSETS		63,839,898.58
TOTAL FUND BALANCE		.00	64,125,322.48
TOTAL CONTROL ACCOUNTS		67,179,157.79	68,267,804.23
TOTAL EQUITIES		68,298,381.79	132,483,127.71
TOTAL ELECTRIC UTILITY		194,779,323.50	194,779,323.50

SUNGARD PENTAMATION
 DATE: 04/24/2018
 TIME: 12:12:36

CITY OF BATAVIA
 PRINT BALANCE SHEETS BY FUND

PAGE NUMBER: 13
 STATMN11

SELECTION CRITERIA: ALL
 ACCOUNTING PERIOD: 3/18

FUND - 30 - WATER UTILITY

ACCOUNT	TITLE	DEBITS	CREDITS
1020	CASH	581,465.01	
1021	CASH ILLINOIS FUNDS	505,165.51	
1023	CASH E-PAY	35.00	
1026	MONEY MARKET CIBC	3,912.90	
1040	GOV FUND CUSTODY	4,333.84	
1042	CITIBANK PMA LIQUID	5,270.49	
1118	INVESTMENTS-CD'S	1,985,400.00	
1120	INVESTMENTS-FIXED	650,000.00	
1121	MARKET ADJ		2,220.00
1122	NET PREMIUM-DISCOUNT	3,287.00	
TOTAL	CASH AND INVESTMENTS	3,738,869.75	2,220.00
1130	PREPAID INSURANCE	18,378.14	
1202	MISC RECEIVABLE	19,748.71	
1207	INTEREST RECEIVABLE	10,252.42	
1235	UNBILLED UTILITIES REC	339,192.26	
1625	WATER ACCTS RECEIVABLE	240,703.03	
1730	ALLOWANCE FOR BAD DEBT		6,829.66
TOTAL	NON-CASH CURRENT ASSETS	628,274.56	6,829.66
1801	CONSTRUCTION IN PROCESS	8,948.99	
1802	LAND	907,733.28	
1808	PLANT & IMPROVEMENTS	10,148,234.07	
1810	WELLS & EQUIPMENT	3,634,936.67	
1812	WATER MAINS	21,018,108.42	
1814	WATER STORAGE TOWERS	3,363,585.30	
1818	HYDRANTS & METERS	295,709.79	
1820	VEHICLES & EQUIPMENT	320,901.15	
1830	ACCUMULATED DEP V&E&LH		142,858.15
1831	ACCUMULATED DEP PLANT		15,564,234.74
TOTAL	NON-CURRENT ASSETS	39,698,157.67	15,707,092.89
TOTAL	ASSETS	44,065,301.98	15,716,142.55
1931	B-BOX DEPOSITS-WATER		900.00
TOTAL	DEPOSITS/ESCROWS	.00	900.00
2012	WAGES PAYABLE		26,423.56
2013	COMP ABSENCES PAYABLE		151,059.28
2115	UTILITY CUSTOMER DEPOSITS		12,875.00
TOTAL	CURRENT LIABILITIES	.00	190,357.84
2122	IMRF NET PENSION LIAB		838,579.00
2127	ACCRUED INTEREST PAYABLE		10,941.25
2128	UNAMORTIZED PREMIUM		112,499.85
2131	G O BONDS PAYABLE		2,500,000.00
2145	IEPA LOAN L17-2420		1,341,688.67
2146	IEPA LOAN L17-2546		208,638.06
2147	IEPA LOAN L17-2262		1,531,839.51

SUNGARD PENTAMATION
DATE: 04/24/2018
TIME: 12:12:36

CITY OF BATAVIA
PRINT BALANCE SHEETS BY FUND

PAGE NUMBER: 14
STATMN11

SELECTION CRITERIA: ALL
ACCOUNTING PERIOD: 3/18

FUND - 30 - WATER UTILITY

ACCOUNT - - - - -	TITLE - - - - -	DEBITS	CREDITS
2148	IEPA LOAN L17-2304		793,800.73
	TOTAL LONG-TERM LIABILITIES	.00	7,337,987.07
	TOTAL LIABILITIES	.00	7,529,244.91
3009	DEFERRED OUTFLOW-IMRF	473,030.00	
3011	DEFERRED INFLOW-IMRF		39,468.00
	TOTAL DEFERRED EXPENSE/REVENUE	473,030.00	39,468.00
3015	CONTRIBUTED CAPITAL		7,830,831.98
3025	FUND BALANCE/NET ASSETS		13,035,865.91
	TOTAL FUND BALANCE	.00	20,866,697.89
	TOTAL CONTROL ACCOUNTS	5,897,408.54	6,284,187.17
	TOTAL EQUITIES	6,370,438.54	27,190,353.06
	TOTAL WATER UTILITY	50,435,740.52	50,435,740.52

SUNGARD PENTAMATION
 DATE: 04/24/2018
 TIME: 12:12:36

CITY OF BATAVIA
 PRINT BALANCE SHEETS BY FUND

PAGE NUMBER: 15
 STATMN11

SELECTION CRITERIA: ALL
 ACCOUNTING PERIOD: 3/18

FUND - 31 - SEWER UTILITY

ACCOUNT	TITLE	DEBITS	CREDITS
1020	CASH	1,800,780.02	
1021	CASH ILLINOIS FUNDS	3,742,634.47	
1040	GOV FUND CUSTODY	3,177.38	
1120	INVESTMENTS-FIXED	500,000.00	
1122	NET PREMIUM-DISCOUNT		1,755.16
TOTAL CASH AND INVESTMENTS		6,046,591.87	1,755.16
1130	PREPAID INSURANCE	45,011.98	
1156	LEASE DEPOSITS	7,915.50	
1235	UNBILLED UTILITIES REC	446,965.91	
1725	SEWER ACCTS RECEIVABLE	334,422.51	
1730	ALLOWANCE FOR BAD DEBT		9,271.76
TOTAL NON-CASH CURRENT ASSETS		834,315.90	9,271.76
1801	CONSTRUCTION IN PROCESS	10,131,827.54	
1802	LAND	89,066.12	
1809	SEWER LS & EQUIP	4,106,311.94	
1820	VEHICLES & EQUIPMENT	462,400.50	
1824	SEWAGE PLANT	20,716,217.42	
1826	SEWER MAINS	17,548,880.00	
1830	ACCUMULATED DEP V&E&LH		184,017.92
1831	ACCUMULATED DEP PLANT		21,570,816.15
TOTAL NON-CURRENT ASSETS		53,054,703.52	21,754,834.07
TOTAL ASSETS		59,935,611.29	21,765,860.99
2012	WAGES PAYABLE		19,334.66
2013	COMP ABSENCES PAYABLE		86,502.50
2036	RETAINAGE PAYABLE		7,026.85
2115	UTILITY CUSTOMER DEPOSITS		12,775.00
TOTAL CURRENT LIABILITIES		.00	125,639.01
2122	IMRF NET PENSION LIAB		680,152.00
2127	ACCRUED INTEREST PAYABLE		7,150.00
2128	UNAMORTIZED PREMIUM		57,497.25
2131	G O BONDS PAYABLE		2,145,000.00
2149	RECOVERY ZONE BONDS		318,656.33
2150	IEPA LOAN L17-4245		11,418,947.52
TOTAL LONG-TERM LIABILITIES		.00	14,627,403.10
TOTAL LIABILITIES		.00	14,753,042.11
3009	DEFERRED OUTFLOW-IMRF	378,596.00	
3011	DEFERRED INFLOW-IMRF		32,012.00
TOTAL DEFERRED EXPENSE/REVENUE		378,596.00	32,012.00
3015	CONTRIBUTED CAPITAL		14,069,329.64
3025	FUND BALANCE/NET ASSETS		10,702,804.80
TOTAL FUND BALANCE		.00	24,772,134.44

SUNGARD PENTAMATION
DATE: 04/24/2018
TIME: 12:12:36

CITY OF BATAVIA
PRINT BALANCE SHEETS BY FUND

PAGE NUMBER: 16
STATMN11

SELECTION CRITERIA: ALL
ACCOUNTING PERIOD: 3/18

FUND - 31 - SEWER UTILITY

ACCOUNT - - - - -	TITLE - - - - -	DEBITS	CREDITS
TOTAL CONTROL ACCOUNTS		23,853,468.28	22,844,626.03
TOTAL EQUITIES		24,232,064.28	47,648,772.47
TOTAL SEWER UTILITY		84,167,675.57	84,167,675.57

SUNGARD PENTAMATION
DATE: 04/24/2018
TIME: 12:12:36

CITY OF BATAVIA
PRINT BALANCE SHEETS BY FUND

PAGE NUMBER: 17
STATMN11

SELECTION CRITERIA: ALL
ACCOUNTING PERIOD: 3/18

FUND - 32 - 2017 BONDS DRAINAGE

ACCOUNT - - - - -	TITLE - - - - -	DEBITS	CREDITS
1020	CASH		6,533.36
1040	GOV FUND CUSTODY	141,885.85	
1120	INVESTMENTS-FIXED	4,760,000.00	
1121	MARKET ADJ		7,274.60
1122	NET PREMIUM-DISCOUNT		38,866.50
TOTAL CASH AND INVESTMENTS		4,901,885.85	52,674.46
1207	INTEREST RECEIVABLE	1,814.33	
TOTAL NON-CASH CURRENT ASSETS		1,814.33	.00
TOTAL ASSETS		4,903,700.18	52,674.46
3025	FUND BALANCE/NET ASSETS		4,843,183.58
TOTAL FUND BALANCE		.00	4,843,183.58
TOTAL CONTROL ACCOUNTS		6,533.36	14,375.50
TOTAL EQUITIES		6,533.36	4,857,559.08
TOTAL 2017 BONDS DRAINAGE		4,910,233.54	4,910,233.54

SUNGARD PENTAMATION
DATE: 04/24/2018
TIME: 12:12:36

CITY OF BATAVIA
PRINT BALANCE SHEETS BY FUND

PAGE NUMBER: 18
STATMN11

SELECTION CRITERIA: ALL
ACCOUNTING PERIOD: 3/18

FUND - 33 - DRAINAGE CAPITAL

ACCOUNT - - - -	TITLE - - - -	DEBITS	CREDITS
1020	CASH	1,354,304.82	
	TOTAL CASH AND INVESTMENTS	1,354,304.82	.00
1140	PREPAID EXPENSE		60.08
	TOTAL NON-CASH CURRENT ASSETS	.00	60.08
	TOTAL ASSETS	1,354,304.82	60.08
2036	RETAINAGE PAYABLE		2,498.46
	TOTAL CURRENT LIABILITIES	.00	2,498.46
	TOTAL LIABILITIES	.00	2,498.46
3025	FUND BALANCE/NET ASSETS		1,299,781.59
	TOTAL FUND BALANCE	.00	1,299,781.59
	TOTAL CONTROL ACCOUNTS	4,197,995.50	4,249,960.19
	TOTAL EQUITIES	4,197,995.50	5,549,741.78
	TOTAL DRAINAGE CAPITAL	5,552,300.32	5,552,300.32

SUNGARD PENTAMATION
DATE: 04/24/2018
TIME: 12:12:36

CITY OF BATAVIA
PRINT BALANCE SHEETS BY FUND

PAGE NUMBER: 19
STATMN11

SELECTION CRITERIA: ALL
ACCOUNTING PERIOD: 3/18

FUND - 41 - FIRE STATION DEBT SERVICE

ACCOUNT - - - - -	TITLE - - - - -	DEBITS	CREDITS
1020	CASH	716,400.90	
1025	CASH WITH FISCAL AGENT	623,850.00	
TOTAL CASH AND INVESTMENTS		1,340,250.90	.00
TOTAL ASSETS		1,340,250.90	.00
2131	G O BONDS PAYABLE		540,000.00
2135	BOND INTEREST PAYABLE		83,850.00
TOTAL LONG-TERM LIABILITIES		.00	623,850.00
TOTAL LIABILITIES		.00	623,850.00
3025	FUND BALANCE/NET ASSETS		4,900.90
TOTAL FUND BALANCE		.00	4,900.90
TOTAL CONTROL ACCOUNTS		711,500.00	1,423,000.00
TOTAL EQUITIES		711,500.00	1,427,900.90
TOTAL FIRE STATION DEBT SERVICE		2,051,750.90	2,051,750.90

SUNGARD PENTAMATION
DATE: 04/24/2018
TIME: 12:12:36

CITY OF BATAVIA
PRINT BALANCE SHEETS BY FUND

PAGE NUMBER: 20
STATMN11

SELECTION CRITERIA: ALL
ACCOUNTING PERIOD: 3/18

FUND - 42 - DEERPATH BRIDGE REHAB

ACCOUNT - - - - -	TITLE - - - - -	DEBITS	CREDITS
1209	GRANT RECEIVABLE	6,168.41	
	TOTAL NON-CASH CURRENT ASSETS	6,168.41	.00
	TOTAL ASSETS	6,168.41	.00
2410	DUE TO GENERAL FUND #10		6,168.41
	TOTAL DUE TO'S	.00	6,168.41
	TOTAL LIABILITIES	.00	6,168.41
	TOTAL CONTROL ACCOUNTS	64,691.00	64,691.00
	TOTAL EQUITIES	64,691.00	64,691.00
	TOTAL DEERPATH BRIDGE REHAB	70,859.41	70,859.41

SUNGARD PENTAMATION
DATE: 04/24/2018
TIME: 12:12:36

CITY OF BATAVIA
PRINT BALANCE SHEETS BY FUND

PAGE NUMBER: 21
STATMN11

SELECTION CRITERIA: ALL
ACCOUNTING PERIOD: 3/18

FUND - 43 - STREET IMP NON-MFT

ACCOUNT	TITLE	DEBITS	CREDITS
1020	CASH	444,230.33	
1043	R-CASH TRAFFIC SIGNALS	158,647.51	
1044	R-CASH DEVELOPER FEES	62,500.00	
1060	R-CASH OFFSET		221,147.51
TOTAL CASH AND INVESTMENTS		665,377.84	221,147.51
1209	GRANT RECEIVABLE	274,916.96	
1223	GASOLINE TAX RECEIVABLE	23,688.44	
TOTAL NON-CASH CURRENT ASSETS		298,605.40	.00
TOTAL ASSETS		963,983.24	221,147.51
2036	RETAINAGE PAYABLE		6,953.38
TOTAL CURRENT LIABILITIES		.00	6,953.38
TOTAL LIABILITIES		.00	6,953.38
3025	FUND BALANCE/NET ASSETS		736,021.41
TOTAL FUND BALANCE		.00	736,021.41
TOTAL CONTROL ACCOUNTS		3,008,143.13	3,008,004.07
TOTAL EQUITIES		3,008,143.13	3,744,025.48
TOTAL STREET IMP NON-MFT		3,972,126.37	3,972,126.37

SUNGARD PENTAMATION
DATE: 04/24/2018
TIME: 12:12:36

CITY OF BATAVIA
PRINT BALANCE SHEETS BY FUND

PAGE NUMBER: 22
STATMN11

SELECTION CRITERIA: ALL
ACCOUNTING PERIOD: 3/18

FUND - 47 - 2017 BONDS CITY HALL

ACCOUNT - - - - -	TITLE - - - - -	DEBITS	CREDITS
1020	CASH		2,892.27
1040	GOV FUND CUSTODY	6,486.39	
1120	INVESTMENTS-FIXED	1,090,000.00	
1121	MARKET ADJ		901.90
1122	NET PREMIUM-DISCOUNT		4,577.50
TOTAL CASH AND INVESTMENTS		1,096,486.39	8,371.67
1207	INTEREST RECEIVABLE	373.36	
TOTAL NON-CASH CURRENT ASSETS		373.36	.00
TOTAL ASSETS		1,096,859.75	8,371.67
3025	FUND BALANCE/NET ASSETS		1,089,655.85
TOTAL FUND BALANCE		.00	1,089,655.85
TOTAL CONTROL ACCOUNTS		2,892.27	1,724.50
TOTAL EQUITIES		2,892.27	1,091,380.35
TOTAL 2017 BONDS CITY HALL		1,099,752.02	1,099,752.02

SUNGARD PENTAMATION
DATE: 04/24/2018
TIME: 12:12:36

CITY OF BATAVIA
PRINT BALANCE SHEETS BY FUND

PAGE NUMBER: 23
STATMN11

SELECTION CRITERIA: ALL
ACCOUNTING PERIOD: 3/18

FUND - 48 - CITY HALL CAPITAL

ACCOUNT - - - - -	TITLE - - - - -	DEBITS	CREDITS
1020	CASH	157,889.23	
1040	GOV FUND CUSTODY	2,265.21	
1120	INVESTMENTS-FIXED	500,000.00	
1122	NET PREMIUM-DISCOUNT		2,010.00
TOTAL CASH AND INVESTMENTS		660,154.44	2,010.00
1202	MISC RECEIVABLE	250.00	
1212	LOAN RECEIVABLE	4,250.00	
TOTAL NON-CASH CURRENT ASSETS		4,500.00	.00
TOTAL ASSETS		664,654.44	2,010.00
3025	FUND BALANCE/NET ASSETS		642,105.23
TOTAL FUND BALANCE		.00	642,105.23
TOTAL CONTROL ACCOUNTS		1,789,135.76	1,809,674.97
TOTAL EQUITIES		1,789,135.76	2,451,780.20
TOTAL CITY HALL CAPITAL		2,453,790.20	2,453,790.20

SUNGARD PENTAMATION
DATE: 04/24/2018
TIME: 12:12:36

CITY OF BATAVIA
PRINT BALANCE SHEETS BY FUND

PAGE NUMBER: 24
STATMN11

SELECTION CRITERIA: ALL
ACCOUNTING PERIOD: 3/18

FUND - 53 - 2017 GO BOND DEBT SERVICE

ACCOUNT - - - - -	TITLE - - - - -	DEBITS	CREDITS
TOTAL CONTROL ACCOUNTS		410,336.00	410,336.00
TOTAL EQUITIES		410,336.00	410,336.00
TOTAL 2017 GO BOND DEBT SERVICE		410,336.00	410,336.00

SUNGARD PENTAMATION
DATE: 04/24/2018
TIME: 12:12:36

CITY OF BATAVIA
PRINT BALANCE SHEETS BY FUND

PAGE NUMBER: 25
STATMN11

SELECTION CRITERIA: ALL
ACCOUNTING PERIOD: 3/18

FUND - 56 - DONOVAN BRIDGE DS			
ACCOUNT - - - -	TITLE - - - -		
		DEBITS CREDITS	
1020	CASH	6,597.71	
1025	CASH WITH FISCAL AGENT	132,413.00	
TOTAL CASH AND INVESTMENTS		139,010.71	.00
1201	CURRENT PROPERTY TAX	147,694.92	
TOTAL NON-CASH CURRENT ASSETS		147,694.92	.00
TOTAL ASSETS		286,705.63	.00
2131	G O BONDS PAYABLE		120,000.00
2135	BOND INTEREST PAYABLE		12,413.00
TOTAL LONG-TERM LIABILITIES		.00	132,413.00
TOTAL LIABILITIES		.00	132,413.00
3010	DEFERRED REVENUE		147,694.92
TOTAL DEFERRED EXPENSE/REVENUE		.00	147,694.92
3025	FUND BALANCE/NET ASSETS		6,597.71
TOTAL FUND BALANCE		.00	6,597.71
TOTAL CONTROL ACCOUNTS		146,225.00	146,225.00
TOTAL EQUITIES		146,225.00	300,517.63
TOTAL DONOVAN BRIDGE DS		432,930.63	432,930.63

SUNGARD PENTAMATION
DATE: 04/24/2018
TIME: 12:12:36

CITY OF BATAVIA
PRINT BALANCE SHEETS BY FUND

PAGE NUMBER: 26
STATMN11

SELECTION CRITERIA: ALL
ACCOUNTING PERIOD: 3/18

FUND - 61 - TRUST & AGENCY

ACCOUNT	TITLE	DEBITS	CREDITS
1020	CASH	161,560.47	
1023	CASH E-PAY	204.00	
TOTAL	CASH AND INVESTMENTS	161,764.47	.00
TOTAL	ASSETS	161,764.47	.00
1901	BATAVIA PARK DIST FEES		24,888.25
1902	BATAVIA SCHOOL DIST FEES		35,835.08
1903	POLICE DEPT-DRUG FUND		11,370.60
1904	FIRE DEPT DONATIONS		12,315.75
1908	ESDA DONATIONS		2,565.15
1909	KEY BOXES		3,192.23
1916	BIKE COMMISSION DONAITONS		2,084.65
1917	POLICE DEPT DONATIONS		2,882.71
1918	WINDMILL MAINTENANCE FUND	309.33	
1922	DUI FINES/PENALTIES		12,738.70
1924	TOBACCO GRANT (POLICE)		3,037.27
1929	DUI AFTER 6-1-08		50,757.58
1936	ACCESS COMMITTEE		405.83
TOTAL	DEPOSITS/ESCROWS	309.33	162,073.80
TOTAL	LIABILITIES	309.33	162,073.80
TOTAL	TRUST & AGENCY	162,073.80	162,073.80

SUNGARD PENTAMATION
DATE: 04/24/2018
TIME: 12:12:36

CITY OF BATAVIA
PRINT BALANCE SHEETS BY FUND

PAGE NUMBER: 27
STATMN11

SELECTION CRITERIA: ALL
ACCOUNTING PERIOD: 3/18

FUND - 62 - FIRE 2% FUND

ACCOUNT - - - - -	TITLE - - - - -	DEBITS	CREDITS
1029	CASH - 2% FUND	98,128.11	
1118	INVESTMENTS-CD'S	13,103.71	
TOTAL CASH AND INVESTMENTS		111,231.82	.00
1207	INTEREST RECEIVABLE	35.94	
TOTAL NON-CASH CURRENT ASSETS		35.94	.00
TOTAL ASSETS		111,267.76	.00
3025	FUND BALANCE/NET ASSETS		111,267.76
TOTAL FUND BALANCE		.00	111,267.76
TOTAL EQUITIES		.00	111,267.76
TOTAL FIRE 2% FUND		111,267.76	111,267.76

SUNGARD PENTAMATION
DATE: 04/24/2018
TIME: 12:12:36

CITY OF BATAVIA
PRINT BALANCE SHEETS BY FUND

PAGE NUMBER: 28
STATMN11

SELECTION CRITERIA: ALL
ACCOUNTING PERIOD: 3/18

FUND - 63 - DOWNTOWN SSA

ACCOUNT - - - - -	TITLE - - - - -	DEBITS	CREDITS
1214	CURRENT SSA TAX	26,000.03	
TOTAL NON-CASH CURRENT ASSETS		26,000.03	.00
TOTAL ASSETS		26,000.03	.00
3010	DEFERRED REVENUE		26,000.03
TOTAL DEFERRED EXPENSE/REVENUE		.00	26,000.03
TOTAL EQUITIES		.00	26,000.03
TOTAL DOWNTOWN SSA		26,000.03	26,000.03

SUNGARD PENTAMATION
DATE: 04/24/2018
TIME: 12:12:36

CITY OF BATAVIA
PRINT BALANCE SHEETS BY FUND

PAGE NUMBER: 29
STATMN11

SELECTION CRITERIA: ALL
ACCOUNTING PERIOD: 3/18

FUND - 64 - COMM DEVL ASST PROGRAM

ACCOUNT - - - - -	TITLE - - - - -	DEBITS	CREDITS
1020	CASH	296,474.59	
	TOTAL CASH AND INVESTMENTS	296,474.59	.00
	TOTAL ASSETS	296,474.59	.00
3025	FUND BALANCE/NET ASSETS		296,425.84
	TOTAL FUND BALANCE	.00	296,425.84
	TOTAL CONTROL ACCOUNTS	.00	48.75
	TOTAL EQUITIES	.00	296,474.59
	TOTAL COMM DEVL ASST PROGRAM	296,474.59	296,474.59

SUNGARD PENTAMATION
DATE: 04/24/2018
TIME: 12:12:36

CITY OF BATAVIA
PRINT BALANCE SHEETS BY FUND

PAGE NUMBER: 30
STATMN11

SELECTION CRITERIA: ALL
ACCOUNTING PERIOD: 3/18

FUND - 71 - PW CAPITAL

ACCOUNT - - - - -	TITLE - - - - -	DEBITS	CREDITS
1020	CASH	319,055.26	
1042	CITIBANK PMA LIQUID	14.73	
1118	INVESTMENTS-CD'S	245,500.00	
	TOTAL CASH AND INVESTMENTS	564,569.99	.00
1207	INTEREST RECEIVABLE	2,222.76	
	TOTAL NON-CASH CURRENT ASSETS	2,222.76	.00
	TOTAL ASSETS	566,792.75	.00
3025	FUND BALANCE/NET ASSETS		594,483.25
	TOTAL FUND BALANCE	.00	594,483.25
	TOTAL CONTROL ACCOUNTS	702,603.95	674,913.45
	TOTAL EQUITIES	702,603.95	1,269,396.70
	TOTAL PW CAPITAL	1,269,396.70	1,269,396.70

SUNGARD PENTAMATION
 DATE: 04/24/2018
 TIME: 12:12:36

CITY OF BATAVIA
 PRINT BALANCE SHEETS BY FUND

PAGE NUMBER: 31
 STATMN11

SELECTION CRITERIA: ALL
 ACCOUNTING PERIOD: 3/18

FUND - 72 - FIRE CAPITAL

ACCOUNT	TITLE	DEBITS	CREDITS
1020	CASH	214,747.35	
1040	GOV FUND CUSTODY	958.05	
1042	CITIBANK PMA LIQUID	15.00	
1118	INVESTMENTS-CD'S	246,600.00	
1120	INVESTMENTS-FIXED	190,000.00	
1121	MARKET ADJ		2,430.10
1122	NET PREMIUM-DISCOUNT	12,593.20	
TOTAL	CASH AND INVESTMENTS	664,913.60	2,430.10
1207	INTEREST RECEIVABLE	2,741.99	
TOTAL	NON-CASH CURRENT ASSETS	2,741.99	.00
1311	DUE FROM TIF FD #11	620,000.00	
TOTAL	DUE FROM'S	620,000.00	.00
TOTAL	ASSETS	1,287,655.59	2,430.10
3025	FUND BALANCE/NET ASSETS		1,287,233.55
TOTAL	FUND BALANCE	.00	1,287,233.55
TOTAL	CONTROL ACCOUNTS	308,764.72	306,756.66
TOTAL	EQUITIES	308,764.72	1,593,990.21
TOTAL	FIRE CAPITAL	1,596,420.31	1,596,420.31

SUNGARD PENTAMATION
 DATE: 04/24/2018
 TIME: 12:12:36

CITY OF BATAVIA
 PRINT BALANCE SHEETS BY FUND

PAGE NUMBER: 32
 STATMN11

SELECTION CRITERIA: ALL
 ACCOUNTING PERIOD: 3/18

FUND - 91 - GLTDAG

ACCOUNT	TITLE	DEBITS	CREDITS
2013	COMP ABSENCES PAYABLE		1,022,969.94
	TOTAL CURRENT LIABILITIES	.00	1,022,969.94
2122	IMRF NET PENSION LIAB		4,787,726.00
2123	FIRE NET PENSION LIAB		7,926,660.00
2124	POLICE NET PENSION LIAB		24,101,519.00
2127	ACCRUED INTEREST PAYABLE		12,846.70
2128	UNAMORTIZED PREMIUM		339,091.60
2129	UNAMORT LOSS ON REF	320,604.15	
2131	G O BONDS PAYABLE		11,965,000.00
2133	NET OPEB OBLIGATION		696,567.00
	TOTAL LONG-TERM LIABILITIES	320,604.15	49,829,410.30
	TOTAL LIABILITIES	320,604.15	50,852,380.24
3005	DEFERRED OUTFLOW-POLICE	2,157,813.00	
3006	DEFERRED OUTFLOW-FIRE	1,650,424.00	
3009	DEFERRED OUTFLOW-IMRF	2,649,574.00	
3011	DEFERRED INFLOW-IMRF		225,338.00
3012	DEFERRED INFLOW-POLICE		703,239.00
3013	DEFERRED INFLOW-FIRE		604,289.00
	TOTAL DEFERRED EXPENSE/REVENUE	6,457,811.00	1,532,866.00
3025	FUND BALANCE/NET ASSETS	45,606,831.09	
	TOTAL FUND BALANCE	45,606,831.09	.00
	TOTAL EQUITIES	52,064,642.09	1,532,866.00
	TOTAL GLTDAG	52,385,246.24	52,385,246.24

SUNGARD PENTAMATION
 DATE: 04/24/2018
 TIME: 12:12:36

CITY OF BATAVIA
 PRINT BALANCE SHEETS BY FUND

PAGE NUMBER: 33
 STATMN11

SELECTION CRITERIA: ALL
 ACCOUNTING PERIOD: 3/18

FUND - 92 - GFAAG

ACCOUNT - - - - -	TITLE - - - - -	DEBITS	CREDITS
1801	CONSTRUCTION IN PROCESS	1,106,126.00	
1802	LAND	20,611,670.00	
1804	STRUCTURES & IMPROVE	22,364,074.25	
1806	MACHINERY & EQUIPMENT	6,136,525.62	
1807	INFRASTRUCTURE	74,329,464.80	
1834	ACCUM DEP STRUCTURES		6,718,003.49
1836	ACCUM DEP EQUIPMENT		3,331,175.27
1837	ACCUM DEP INFRASTRUCTURE		29,523,389.74
TOTAL NON-CURRENT ASSESTS		124,547,860.67	39,572,568.50
TOTAL ASSETS		124,547,860.67	39,572,568.50
3025	FUND BALANCE/NET ASSETS		84,975,292.17
TOTAL FUND BALANCE		.00	84,975,292.17
TOTAL EQUITIES		.00	84,975,292.17
TOTAL GFAAG		124,547,860.67	124,547,860.67
TOTAL REPORT		618,083,749.88	618,083,749.88

SUNGARD PENTAMATION
 DATE: 04/24/2018
 TIME: 15:05:36

CITY OF BATAVIA
 REVENUE COMPARISON REPORT

PAGE NUMBER: 1
 REVCOMPI

SELECTION CRITERIA: ALL
 ACCOUNTING PERIOD: 3/18

SORTED BY: FUND, ORGANIZATION, 1ST SUBTOTAL, ACCOUNT
 TOTALED ON: FUND, ORGANIZATION, 1ST SUBTOTAL
 PAGE BREAKS ON: FUND, ORGANIZATION

FUND-10 GENERAL FUND
 ORGANIZATION- ORGN TITLE NOT FOUND
 1ST SUBTOTAL-4000 TAXES & FEES

ACCOUNT	TITLE	CURRENT YEAR				PRIOR YEAR			
		BUDGET	REVENUE	BALANCE	%	BUDGET	REVENUE	BALANCE	%
4010	PROPERTY TAXES	4,362,003.00	.00	4,362,003.00	.00	3,954,016.00	.00	3,954,016.00	.00
4011	PENSION PROP TAXES	2,751,784.00	.00	2,751,784.00	.00	2,559,771.00	.00	2,559,771.00	.00
4015	SSA PROPERTY TAXES	6,000.00	.00	6,000.00	.00	6,000.00	.00	6,000.00	.00
4110	RETAIL SALES TAX	5,112,373.00	1,453,325.54	3,659,047.46	28.43	5,230,175.00	1,376,471.27	3,853,703.73	26.32
4111	HOMERULE SALES TAX	3,635,800.00	1,054,950.39	2,580,849.61	29.02	3,720,077.00	1,009,091.00	2,710,986.00	27.13
4115	SIMPLIFIED TELCOM	740,000.00	176,663.14	563,336.86	23.87	800,000.00	128,547.28	671,452.72	16.07
4120	ELEC FF & WATER TA	1,944,000.00	490,016.24	1,453,983.76	25.21	2,006,445.00	566,700.71	1,439,744.29	28.24
4121	LIQUOR TAX	380,000.00	92,832.89	287,167.11	24.43	345,000.00	91,878.96	253,121.04	26.63
4122	GASOLINE TAX	425,000.00	183,457.20	241,542.80	43.17	425,750.00	125,477.06	300,272.94	29.47
4123	NATURAL GAS TAX	615,000.00	339,872.12	275,127.88	55.26	630,000.00	307,628.37	322,371.63	48.83
4135	STATE USE TAX	645,000.00	206,123.50	438,876.50	31.96	605,000.00	190,310.89	414,689.11	31.46
4210	PERS. PROP. REPL. TAX	168,000.00	38,476.64	129,523.36	22.90	145,500.00	50,705.59	94,794.41	34.85
4220	INCOME TAX	2,288,900.00	628,430.56	1,660,469.44	27.46	2,475,000.00	618,542.51	1,856,457.49	24.99
4240	ROAD & BRIDGE TAX	34,000.00	.00	34,000.00	.00	34,250.00	.00	34,250.00	.00
4245	WASTE TRANSFER FEE	528,000.00	135,702.61	392,297.39	25.70	535,000.00	.00	535,000.00	.00
4251	BUSINESS LICENSES	71,000.00	1,548.00	69,452.00	2.18	62,000.00	-150.00	62,150.00	.24
4252	VIDEO GAMING	36,000.00	8,869.44	27,130.56	24.64	.00	1,125.00	-1,125.00	.00
TOTAL TAXES & FEES		23,742,860.00	4,810,268.27	18,932,591.73	20.26	23,533,984.00	4,466,328.64	19,067,655.36	18.98
4271	BUILDING PERMIT	275,000.00	33,224.06	241,775.94	12.08	275,000.00	48,684.88	226,315.12	17.70
4301	ENG REVIEW FEES	60,166.00	9,360.99	50,805.01	15.56	20,970.00	4,458.21	16,511.79	21.26
4302	ENG INSPECT FEES	165,110.00	17,608.92	147,501.08	10.66	45,925.00	7,491.42	38,433.58	16.31
4310	PLUMBING INSPECT	50,000.00	7,588.00	42,412.00	15.18	42,000.00	10,499.00	31,501.00	25.00
4316	PLANNING & ZONING	28,000.00	33,325.00	-5,325.00	119.02	20,000.00	4,717.85	15,282.15	23.59
4318	SURVEY MONUMENTATI	45,067.00	.00	45,067.00	.00	11,515.00	.00	11,515.00	.00
4320	LEAF & BRUSH COLLE	455,000.00	113,814.08	341,185.92	25.01	453,400.00	113,686.16	339,713.84	25.07
4324	PAY IN LIEU OF TAX	718,750.00	174,999.99	543,750.01	24.35	17,500.00	.00	17,500.00	.00
4325	ROW FRANCHISE FEES	475,160.00	114,137.72	361,022.28	24.02	470,000.00	118,499.54	351,500.46	25.21
4330	SALE OF BURIAL LOT	16,000.00	4,566.00	11,434.00	28.54	16,000.00	450.00	15,550.00	2.81
4331	GRAVE OPENINGS	40,000.00	9,650.00	30,350.00	24.13	40,000.00	3,650.00	36,350.00	9.13
4332	CARE OF LOTS	10,000.00	3,150.00	6,850.00	31.50	15,000.00	350.00	14,650.00	2.33
4341	DETENTION REIMB	.00	222.58	-222.58	.00	.00	9,308.00	-9,308.00	.00
TOTAL SERVICE CHGS		2,338,253.00	521,647.34	1,816,605.66	22.31	1,427,310.00	321,795.06	1,105,514.94	22.55
4351	FINES & FEES	155,000.00	46,763.12	108,236.88	30.17	140,000.00	33,245.77	106,754.23	23.75
4352	PARKING TICKETS	38,000.00	8,000.00	30,000.00	21.05	32,000.00	8,569.00	23,431.00	26.78
4355	POLICE REIMBURSEME	129,000.00	6,862.00	122,138.00	5.32	100,000.00	833.00	99,167.00	.83
4370	B&C FIRE PROT DIST	247,000.00	.00	247,000.00	.00	247,000.00	.00	247,000.00	.00
TOTAL PUBLIC SAFETY		569,000.00	61,625.12	507,374.88	10.83	519,000.00	42,647.77	476,352.23	8.22
4232	STATE&FED GRANTS	.00	852.93	-852.93	.00	1,000.00	.00	1,000.00	.00
4386	STATE MAINT. REIMB	47,100.00	12,107.25	34,992.75	25.71	45,000.00	11,757.50	33,242.50	26.13
4392	HAZ WASTE FEE	25,863.00	.00	25,863.00	.00	25,863.00	.00	25,863.00	.00
4397	REIMBURSEMENTS	.00	30,243.40	-30,243.40	.00	440,000.00	33,947.92	406,052.08	7.72
4399	REIMB/MISC	250,000.00	31,601.36	218,398.64	12.64	150,000.00	24,433.69	125,566.31	16.29

SUNGARD PENTAMATION
 DATE: 04/24/2018
 TIME: 15:05:36

CITY OF BATAVIA
 REVENUE COMPARISON REPORT

PAGE NUMBER: 2
 REVCOMPI

SELECTION CRITERIA: ALL
 ACCOUNTING PERIOD: 3/18

SORTED BY: FUND,ORGANIZATION,1ST SUBTOTAL,ACCOUNT
 TOTALED ON: FUND,ORGANIZATION,1ST SUBTOTAL
 PAGE BREAKS ON: FUND,ORGANIZATION

FUND-10 GENERAL FUND
 ORGANIZATION- ORGN TITLE NOT FOUND
 1ST SUBTOTAL-4390 OTHER REVENUES

ACCOUNT	TITLE	BUDGET	CURRENT YEAR REVENUE	BALANCE	%	BUDGET	PRIOR YEAR REVENUE	BALANCE	%
4402	TOWNSHIP SHARE	40,000.00	.00	40,000.00	.00	50,000.00	2,527.10	47,472.90	5.05
5000	INTEREST EARNINGS	70,000.00	23,670.11	46,329.89	33.81	35,000.00	13,770.32	21,229.68	39.34
TOTAL OTHER REVENUES		432,963.00	98,475.05	334,487.95	22.74	746,863.00	86,436.53	660,426.47	11.57
TOTAL GENERAL FUND		27,083,076.00	5,492,015.78	21,591,060.22	20.28	26,227,157.00	4,917,208.00	21,309,949.00	18.75

SUNGARD PENTAMATION
 DATE: 04/24/2018
 TIME: 15:05:36

CITY OF BATAVIA
 REVENUE COMPARISON REPORT

PAGE NUMBER: 3
 REVCOMPI

SELECTION CRITERIA: ALL
 ACCOUNTING PERIOD: 3/18

SORTED BY: FUND,ORGANIZATION,1ST SUBTOTAL,ACCOUNT
 TOTALED ON: FUND,ORGANIZATION,1ST SUBTOTAL
 PAGE BREAKS ON: FUND,ORGANIZATION

FUND-11 TIF DISTRICT #1
 ORGANIZATION- ORGN TITLE NOT FOUND
 1ST SUBTOTAL-4000 TAXES & FEES

ACCOUNT	TITLE	BUDGET	CURRENT YEAR			PRIOR YEAR			
			REVENUE	BALANCE	%	REVENUE	BALANCE	%	
4012	TIF #1 PROPERTY TA	875,000.00	.00	875,000.00	.00	825,000.00	.00	825,000.00	.00
TOTAL TAXES & FEES		875,000.00	.00	875,000.00	.00	825,000.00	.00	825,000.00	.00
4397	REIMBURSEMENTS	35,000.00	601.32	34,398.68	1.72	89,775.00	17,776.59	71,998.41	19.80
4410	GO BOND PROCEEDS	.00	.00	.00	.00	7,000,000.00	.00	7,000,000.00	.00
4415	LOAN PROCEEDS	.00	.00	.00	.00	815,125.00	.00	815,125.00	.00
TOTAL OTHER REVENUES		35,000.00	601.32	34,398.68	1.72	7,904,900.00	17,776.59	7,887,123.41	.22
TOTAL TIF DISTRICT #1		910,000.00	601.32	909,398.68	.07	8,729,900.00	17,776.59	8,712,123.41	.20

SUNGARD PENTAMATION
 DATE: 04/24/2018
 TIME: 15:05:36

CITY OF BATAVIA
 REVENUE COMPARISON REPORT

PAGE NUMBER: 4
 REVCOMPI

SELECTION CRITERIA: ALL
 ACCOUNTING PERIOD: 3/18

SORTED BY: FUND,ORGANIZATION,1ST SUBTOTAL,ACCOUNT
 TOTALED ON: FUND,ORGANIZATION,1ST SUBTOTAL
 PAGE BREAKS ON: FUND,ORGANIZATION

FUND-12 TIF DISTRICT #3
 ORGANIZATION- ORGN TITLE NOT FOUND
 1ST SUBTOTAL-4000 TAXES & FEES

ACCOUNT	TITLE	BUDGET	CURRENT YEAR			PRIOR YEAR			
			REVENUE	BALANCE	%	REVENUE	BALANCE	%	
4013	TIF #3 PROPERTY TA	410,000.00	.00	410,000.00	.00	350,000.00	.00	350,000.00	.00
TOTAL TAXES & FEES		410,000.00	.00	410,000.00	.00	350,000.00	.00	350,000.00	.00
4397	REIMBURSEMENTS	15,000.00	.00	15,000.00	.00	13,814.00	273.18	13,540.82	1.98
4415	LOAN PROCEEDS	.00	.00	.00	.00	900,000.00	.00	900,000.00	.00
TOTAL OTHER REVENUES		15,000.00	.00	15,000.00	.00	913,814.00	273.18	913,540.82	.03
TOTAL TIF DISTRICT #3		425,000.00	.00	425,000.00	.00	1,263,814.00	273.18	1,263,540.82	.02

SUNGARD PENTAMATION
 DATE: 04/24/2018
 TIME: 15:05:36

CITY OF BATAVIA
 REVENUE COMPARISON REPORT

PAGE NUMBER: 5
 REVCOMPI

SELECTION CRITERIA: ALL
 ACCOUNTING PERIOD: 3/18

SORTED BY: FUND,ORGANIZATION,1ST SUBTOTAL,ACCOUNT
 TOTALED ON: FUND,ORGANIZATION,1ST SUBTOTAL
 PAGE BREAKS ON: FUND,ORGANIZATION

FUND-13 TIF #4 WEST TOWN
 ORGANIZATION- ORGN TITLE NOT FOUND
 1ST SUBTOTAL-4000 TAXES & FEES

ACCOUNT	TITLE	BUDGET	CURRENT YEAR			PRIOR YEAR		
			REVENUE	BALANCE	%	REVENUE	BALANCE	%
4016	TIF #4 PROPERTY TA	20,000.00	.00	20,000.00	.00	.00	.00	.00
	TOTAL TAXES & FEES	20,000.00	.00	20,000.00	.00	.00	.00	.00
4397	REIMBURSEMENTS	100,000.00	.00	100,000.00	.00	.00	.00	.00
	TOTAL OTHER REVENUES	100,000.00	.00	100,000.00	.00	.00	.00	.00
	TOTAL TIF #4 WEST TOWN	120,000.00	.00	120,000.00	.00	.00	.00	.00

SUNGARD PENTAMATION
 DATE: 04/24/2018
 TIME: 15:05:36

CITY OF BATAVIA
 REVENUE COMPARISON REPORT

PAGE NUMBER: 6
 REVCOMPI

SELECTION CRITERIA: ALL
 ACCOUNTING PERIOD: 3/18

SORTED BY: FUND, ORGANIZATION, 1ST SUBTOTAL, ACCOUNT
 TOTALED ON: FUND, ORGANIZATION, 1ST SUBTOTAL
 PAGE BREAKS ON: FUND, ORGANIZATION

FUND-14 ECONOMIC DEVELOPMNT GRANT
 ORGANIZATION- ORGN TITLE NOT FOUND
 1ST SUBTOTAL-4390 OTHER REVENUES

ACCOUNT	TITLE	BUDGET	CURRENT YEAR			PRIOR YEAR		
			REVENUE	BALANCE	%	REVENUE	BALANCE	%
5000	INTEREST EARNINGS	.00	1,108.70	-1,108.70	.00	.00	.00	.00
	TOTAL OTHER REVENUES	.00	1,108.70	-1,108.70	.00	.00	.00	.00
	TOTAL ECONOMIC DEVELOPMNT GRANT	.00	1,108.70	-1,108.70	.00	.00	.00	.00

SUNGARD PENTAMATION
 DATE: 04/24/2018
 TIME: 15:05:36

CITY OF BATAVIA
 REVENUE COMPARISON REPORT

PAGE NUMBER: 7
 REVCOMPI

SELECTION CRITERIA: ALL
 ACCOUNTING PERIOD: 3/18

SORTED BY: FUND,ORGANIZATION,1ST SUBTOTAL,ACCOUNT
 TOTALED ON: FUND,ORGANIZATION,1ST SUBTOTAL
 PAGE BREAKS ON: FUND,ORGANIZATION

FUND-15 HEALTH INSURANCE
 ORGANIZATION- ORGN TITLE NOT FOUND
 1ST SUBTOTAL-4390 OTHER REVENUES

ACCOUNT	TITLE	BUDGET	CURRENT YEAR			PRIOR YEAR			
			REVENUE	BALANCE	%	REVENUE	BALANCE	%	
4397	REIMBURSEMENTS	.00	2,756.74	-2,756.74	.00	.00	517.83	-517.83	.00
4419	FLEX CONTRIB	145,000.00	35,038.86	109,961.14	24.16	150,000.00	34,072.70	115,927.30	22.72
4420	CITY'S INS CONTRIB	3,180,083.00	672,176.45	2,507,906.55	21.14	3,250,213.00	658,987.50	2,591,225.50	20.28
4425	EMP INS CONTRIB	674,956.00	154,901.78	520,054.22	22.95	682,540.00	153,261.88	529,278.12	22.45
4430	NON-EMP INS PREM	110,000.00	14,474.29	95,525.71	13.16	60,000.00	15,591.03	44,408.97	25.99
5000	INTEREST EARNINGS	.00	.00	.00	.00	.00	8.39	-8.39	.00
TOTAL OTHER REVENUES		4,110,039.00	879,348.12	3,230,690.88	21.40	4,142,753.00	862,439.33	3,280,313.67	20.82
TOTAL HEALTH INSURANCE		4,110,039.00	879,348.12	3,230,690.88	21.40	4,142,753.00	862,439.33	3,280,313.67	20.82

SUNGARD PENTAMATION
 DATE: 04/24/2018
 TIME: 15:05:36

CITY OF BATAVIA
 REVENUE COMPARISON REPORT

PAGE NUMBER: 8
 REVCOMPI

SELECTION CRITERIA: ALL
 ACCOUNTING PERIOD: 3/18

SORTED BY: FUND,ORGANIZATION,1ST SUBTOTAL,ACCOUNT
 TOTALED ON: FUND,ORGANIZATION,1ST SUBTOTAL
 PAGE BREAKS ON: FUND,ORGANIZATION

FUND-16 TIF #5
 ORGANIZATION- ORGN TITLE NOT FOUND
 1ST SUBTOTAL-4000 TAXES & FEES

ACCOUNT	TITLE	BUDGET	CURRENT YEAR			PRIOR YEAR		
			REVENUE	BALANCE	%	REVENUE	BALANCE	%
4017	TIF #5 PROPERTY TA	10,000.00	.00	10,000.00	.00	.00	.00	.00
	TOTAL TAXES & FEES	10,000.00	.00	10,000.00	.00	.00	.00	.00
4410	GO BOND PROCEEDS	10,000,000.00	.00	10,000,000.00	.00	.00	.00	.00
	TOTAL OTHER REVENUES	10,000,000.00	.00	10,000,000.00	.00	.00	.00	.00
	TOTAL TIF #5	10,010,000.00	.00	10,010,000.00	.00	.00	.00	.00

SUNGARD PENTAMATION
 DATE: 04/24/2018
 TIME: 15:05:36

CITY OF BATAVIA
 REVENUE COMPARISON REPORT

PAGE NUMBER: 9
 REVCOMPI

SELECTION CRITERIA: ALL
 ACCOUNTING PERIOD: 3/18

SORTED BY: FUND, ORGANIZATION, 1ST SUBTOTAL, ACCOUNT
 TOTALED ON: FUND, ORGANIZATION, 1ST SUBTOTAL
 PAGE BREAKS ON: FUND, ORGANIZATION

FUND-18 MOTOR FUEL TAX
 ORGANIZATION- ORGN TITLE NOT FOUND
 1ST SUBTOTAL-4000 TAXES & FEES

ACCOUNT	TITLE	BUDGET	CURRENT YEAR			PRIOR YEAR			
			REVENUE	BALANCE	%	REVENUE	BALANCE	%	
4230	MOTOR FUEL TAX	668,000.00	178,330.45	489,669.55	26.70	660,000.00	176,519.48	483,480.52	26.75
TOTAL TAXES & FEES		668,000.00	178,330.45	489,669.55	26.70	660,000.00	176,519.48	483,480.52	26.75
5000	INTEREST EARNINGS	1,500.00	1,231.48	268.52	82.10	650.00	785.92	-135.92	120.91
TOTAL OTHER REVENUES		1,500.00	1,231.48	268.52	82.10	650.00	785.92	-135.92	120.91
TOTAL MOTOR FUEL TAX		669,500.00	179,561.93	489,938.07	26.82	660,650.00	177,305.40	483,344.60	26.84

SUNGARD PENTAMATION
 DATE: 04/24/2018
 TIME: 15:05:36

CITY OF BATAVIA
 REVENUE COMPARISON REPORT

PAGE NUMBER: 10
 REVCOMPI

SELECTION CRITERIA: ALL
 ACCOUNTING PERIOD: 3/18

SORTED BY: FUND, ORGANIZATION, 1ST SUBTOTAL, ACCOUNT
 TOTALED ON: FUND, ORGANIZATION, 1ST SUBTOTAL
 PAGE BREAKS ON: FUND, ORGANIZATION

FUND-20 WORKMEN'S COMPENSATION
 ORGANIZATION- ORGN TITLE NOT FOUND
 1ST SUBTOTAL-4390 OTHER REVENUES

ACCOUNT	TITLE	BUDGET	CURRENT YEAR			PRIOR YEAR			
			REVENUE	BALANCE	%	REVENUE	BALANCE	%	
4397	REIMBURSEMENTS	10,000.00	132,065.61	-122,065.61	1320.66	30,000.00	74.87	29,925.13	.25
4420	CITY'S INS CONTRIB	377,875.00	94,468.74	283,406.26	25.00	377,875.00	94,468.77	283,406.23	25.00
5000	INTEREST EARNINGS	5,000.00	-389.07	5,389.07	7.78	5,000.00	71.13	4,928.87	1.42
TOTAL OTHER REVENUES		392,875.00	226,145.28	166,729.72	57.56	412,875.00	94,614.77	318,260.23	22.92
TOTAL WORKMEN'S COMPENSATION		392,875.00	226,145.28	166,729.72	57.56	412,875.00	94,614.77	318,260.23	22.92

SUNGARD PENTAMATION
 DATE: 04/24/2018
 TIME: 15:05:36

CITY OF BATAVIA
 REVENUE COMPARISON REPORT

PAGE NUMBER: 11
 REVCOMPI

SELECTION CRITERIA: ALL
 ACCOUNTING PERIOD: 3/18

SORTED BY: FUND,ORGANIZATION,1ST SUBTOTAL,ACCOUNT
 TOTALED ON: FUND,ORGANIZATION,1ST SUBTOTAL
 PAGE BREAKS ON: FUND,ORGANIZATION

FUND-21 ELECTRIC UTILITY
 ORGANIZATION- ORGN TITLE NOT FOUND
 1ST SUBTOTAL-4390 OTHER REVENUES

ACCOUNT	TITLE	BUDGET	CURRENT YEAR REVENUE	BALANCE	%	BUDGET	PRIOR YEAR REVENUE	BALANCE	%
4399	REIMB/MISC	10,000.00	703.86	9,296.14	7.04	10,000.00	9,754.90	245.10	97.55
5000	INTEREST EARNINGS	100,000.00	38,944.32	61,055.68	38.94	80,000.00	17,932.41	62,067.59	22.42
TOTAL OTHER REVENUES		110,000.00	39,648.18	70,351.82	36.04	90,000.00	27,687.31	62,312.69	30.76
4505	RESIDENTIAL RATE 1	12,350,000.00	3,003,991.57	9,346,008.43	24.32	12,700,000.00	2,940,661.75	9,759,338.25	23.15
4510	GENERAL SERVICE RA	1,180,000.00	327,778.56	852,221.44	27.78	1,180,000.00	309,326.84	870,673.16	26.21
4515	COMMERICAL RATE 13	9,725,500.00	2,440,643.70	7,284,856.30	25.10	9,815,000.00	2,396,727.35	7,418,272.65	24.42
4517	DEMAND RATE 234	7,287,000.00	1,717,621.41	5,569,378.59	23.57	7,275,000.00	1,749,289.48	5,525,710.52	24.05
4520	HEAVY INDUST RATE	4,843,269.00	1,299,471.14	3,543,797.86	26.83	4,548,500.00	1,368,696.78	3,179,803.22	30.09
4522	DEMAND RATE 236	3,164,090.00	813,210.69	2,350,879.31	25.70	3,406,547.00	840,271.10	2,566,275.90	24.67
4523	ENERGY RATE 238	3,828,000.00	957,923.90	2,870,076.10	25.02	3,827,500.00	1,106,287.50	2,721,212.50	28.90
4524	DEMAND RATE 338	2,400,000.00	577,044.35	1,822,955.65	24.04	2,500,000.00	650,324.66	1,849,675.34	26.01
4525	STATE UTILITY TAX	1,350,000.00	323,208.94	1,026,791.06	23.94	1,375,000.00	331,413.54	1,043,586.46	24.10
4526	MARKET BASED RATES	800,000.00	147,737.67	652,262.33	18.47	475,000.00	349,661.34	125,338.66	73.61
4530	ELECTRIC SALES-PEN	170,000.00	55,432.31	114,567.69	32.61	160,000.00	46,287.85	113,712.15	28.93
4535	POLE LEASE/JOINT W	33,500.00	.00	33,500.00	.00	16,765.00	.00	16,765.00	.00
4536	FIBER OPTIC REIMBU	23,500.00	5,841.00	17,659.00	24.86	34,958.00	5,841.00	29,117.00	16.71
4538	LABOR & MATERIALS	55,000.00	10,525.04	44,474.96	19.14	40,000.00	18,734.99	21,265.01	46.84
4541	ELEC RECONNECTION	12,500.00	3,105.00	9,395.00	24.84	10,000.00	2,805.00	7,195.00	28.05
4543	DEVELOPERS-ELEC FE	150,000.00	67,570.77	82,429.23	45.05	100,000.00	117.00	99,883.00	.12
4548	ELECTRICAL SERV/PE	4,000.00	450.00	3,550.00	11.25	4,000.00	.00	4,000.00	.00
TOTAL ELECTRIC REVENUES		47,376,359.00	11,751,556.05	35,624,802.95	24.80	47,468,270.00	12,116,446.18	35,351,823.82	25.53
TOTAL ELECTRIC UTILITY		47,486,359.00	11,791,204.23	35,695,154.77	24.83	47,558,270.00	12,144,133.49	35,414,136.51	25.54

SUNGARD PENTAMATION
 DATE: 04/24/2018
 TIME: 15:05:36

CITY OF BATAVIA
 REVENUE COMPARISON REPORT

PAGE NUMBER: 12
 REVCOMPI

SELECTION CRITERIA: ALL
 ACCOUNTING PERIOD: 3/18

SORTED BY: FUND,ORGANIZATION,1ST SUBTOTAL,ACCOUNT
 TOTALED ON: FUND,ORGANIZATION,1ST SUBTOTAL
 PAGE BREAKS ON: FUND,ORGANIZATION

FUND-30 WATER UTILITY
 ORGANIZATION- ORGN TITLE NOT FOUND
 1ST SUBTOTAL-4390 OTHER REVENUES

ACCOUNT	TITLE	CURRENT YEAR			PRIOR YEAR			
		BUDGET	REVENUE	BALANCE	BUDGET	REVENUE	BALANCE	
4399	REIMB/MISC	100,000.00	30,781.30	69,218.70	115,000.00	20,919.98	94,080.02	18.19
4750	IEPA LOAN PROCEEDS	.00	.00	.00	1,150,000.00	.00	1,150,000.00	.00
5000	INTEREST EARNINGS	10,000.00	5,604.14	4,395.86	10,000.00	1,632.21	8,367.79	16.32
TOTAL OTHER REVENUES		110,000.00	36,385.44	73,614.56	1,275,000.00	22,552.19	1,252,447.81	1.77
4610	RESIDENTIAL WATER	3,100,000.00	723,606.88	2,376,393.12	3,035,500.00	698,958.74	2,336,541.26	23.03
4615	COMMERCIAL WATER	1,220,000.00	279,410.34	940,589.66	1,210,000.00	272,666.84	937,333.16	22.53
4616	WATER PENALTIES	35,000.00	10,960.22	24,039.78	28,000.00	8,793.25	19,206.75	31.40
4625	LABOR & MATERIALS	2,000.00	1,867.20	132.80	1,000.00	343.10	656.90	34.31
4630	STAND-BY WATER FEE	124,750.00	131,501.75	-6,751.75	112,000.00	124,703.75	-12,703.75	111.34
4634	NON-METERED WATER	500.00	50.00	450.00	500.00	.00	500.00	.00
4640	SALE OF WATER METE	10,000.00	1,178.18	8,821.82	10,000.00	806.58	9,193.42	8.07
4644	WATER MAIN RECAPTU	1,200.00	.00	1,200.00	1,200.00	.00	1,200.00	.00
4645	WATER SERVICE INSP	500.00	70.00	430.00	500.00	.00	500.00	.00
4648	WATER CONNECTIONS	20,000.00	9,800.00	10,200.00	16,000.00	7,000.00	9,000.00	43.75
4650	WATER SUPPLY&TREAT	10,000.00	550.00	9,450.00	5,000.00	.00	5,000.00	.00
4667	SALE OF BULK WATER	6,000.00	1,420.16	4,579.84	6,000.00	.00	6,000.00	.00
TOTAL WATER FUND		4,529,950.00	1,160,414.73	3,369,535.27	4,425,700.00	1,113,272.26	3,312,427.74	25.15
TOTAL WATER UTILITY		4,639,950.00	1,196,800.17	3,443,149.83	5,700,700.00	1,135,824.45	4,564,875.55	19.92

SUNGARD PENTAMATION
 DATE: 04/24/2018
 TIME: 15:05:36

CITY OF BATAVIA
 REVENUE COMPARISON REPORT

PAGE NUMBER: 13
 REVCOMPI

SELECTION CRITERIA: ALL
 ACCOUNTING PERIOD: 3/18

SORTED BY: FUND, ORGANIZATION, 1ST SUBTOTAL, ACCOUNT
 TOTALED ON: FUND, ORGANIZATION, 1ST SUBTOTAL
 PAGE BREAKS ON: FUND, ORGANIZATION

FUND-31 SEWER UTILITY
 ORGANIZATION- ORGN TITLE NOT FOUND
 1ST SUBTOTAL-4390 OTHER REVENUES

ACCOUNT	TITLE	BUDGET	CURRENT YEAR			PRIOR YEAR			
			REVENUE	BALANCE	%	REVENUE	BALANCE	%	
4750	IEPA LOAN PROCEEDS	15,870,000.00	.00	15,870,000.00	.00	17,806,650.00	.00	17,806,650.00	.00
5000	INTEREST EARNINGS	500.00	6,768.97	-6,268.97	1353.79	500.00	1,336.54	-836.54	267.31
TOTAL OTHER REVENUES		15,870,500.00	6,768.97	15,863,731.03	.04	17,807,150.00	1,336.54	17,805,813.46	.01
4710	RESIDENTIAL SEWER	3,765,100.00	941,758.21	2,823,341.79	25.01	3,573,191.00	885,935.34	2,687,255.66	24.79
4715	COMMERCIAL SEWER	1,750,750.00	407,325.69	1,343,424.31	23.27	1,682,850.00	387,577.46	1,295,272.54	23.03
4721	SEWER PENALTIES	40,000.00	13,343.16	26,656.84	33.36	35,000.00	11,536.21	23,463.79	32.96
4725	TREATMENT CHARGE	30,000.00	3,510.00	26,490.00	11.70	35,000.00	.00	35,000.00	.00
4735	SANITARY INSPECTIO	500.00	70.00	430.00	14.00	775.00	.00	775.00	.00
4740	SEWER CONNECTIONS	15,000.00	.00	15,000.00	.00	15,000.00	10,862.16	4,137.84	72.41
TOTAL SEWER FUND		5,601,350.00	1,366,007.06	4,235,342.94	24.39	5,341,816.00	1,295,911.17	4,045,904.83	24.26
TOTAL SEWER UTILITY		21,471,850.00	1,372,776.03	20,099,073.97	6.39	23,148,966.00	1,297,247.71	21,851,718.29	5.60

SUNGARD PENTAMATION
 DATE: 04/24/2018
 TIME: 15:05:36

CITY OF BATAVIA
 REVENUE COMPARISON REPORT

PAGE NUMBER: 14
 REVCOMPI

SELECTION CRITERIA: ALL
 ACCOUNTING PERIOD: 3/18

SORTED BY: FUND, ORGANIZATION, 1ST SUBTOTAL, ACCOUNT
 TOTALED ON: FUND, ORGANIZATION, 1ST SUBTOTAL
 PAGE BREAKS ON: FUND, ORGANIZATION

FUND-32 2017 BONDS DRAINAGE
 ORGANIZATION- ORGN TITLE NOT FOUND
 1ST SUBTOTAL-4390 OTHER REVENUES

ACCOUNT	TITLE	BUDGET	CURRENT YEAR			PRIOR YEAR			
			REVENUE	BALANCE	%	REVENUE	BALANCE	%	
5000	INTEREST EARNINGS	.00	14,375.50	-14,375.50	.00	.00	.00	.00	.00
	TOTAL OTHER REVENUES	.00	14,375.50	-14,375.50	.00	.00	.00	.00	.00
	TOTAL 2017 BONDS DRAINAGE	.00	14,375.50	-14,375.50	.00	.00	.00	.00	.00

SUNGARD PENTAMATION
 DATE: 04/24/2018
 TIME: 15:05:36

CITY OF BATAVIA
 REVENUE COMPARISON REPORT

PAGE NUMBER: 15
 REVCOMPI

SELECTION CRITERIA: ALL
 ACCOUNTING PERIOD: 3/18

SORTED BY: FUND, ORGANIZATION, 1ST SUBTOTAL, ACCOUNT
 TOTALED ON: FUND, ORGANIZATION, 1ST SUBTOTAL
 PAGE BREAKS ON: FUND, ORGANIZATION

FUND-33 DRAINAGE CAPITAL
 ORGANIZATION- ORGN TITLE NOT FOUND
 1ST SUBTOTAL-4390 OTHER REVENUES

ACCOUNT	TITLE	BUDGET	CURRENT YEAR			BUDGET	PRIOR YEAR		
			REVENUE	BALANCE	%		REVENUE	BALANCE	%
5000	INTEREST EARNINGS	250.00	233.86	16.14	93.54	.00	82.87	-82.87	.00
TOTAL OTHER REVENUES		250.00	233.86	16.14	93.54	.00	82.87	-82.87	.00
5510	FROM GENERAL #10	700,000.00	58,333.33	641,666.67	8.33	1,270,000.00	.00	1,270,000.00	.00
TOTAL INTERFUND		700,000.00	58,333.33	641,666.67	8.33	1,270,000.00	.00	1,270,000.00	.00
TOTAL DRAINAGE CAPITAL		700,250.00	58,567.19	641,682.81	8.36	1,270,000.00	82.87	1,269,917.13	.01

SUNGARD PENTAMATION
 DATE: 04/24/2018
 TIME: 15:05:36

CITY OF BATAVIA
 REVENUE COMPARISON REPORT

PAGE NUMBER: 16
 REVCOMPI

SELECTION CRITERIA: ALL
 ACCOUNTING PERIOD: 3/18

SORTED BY: FUND,ORGANIZATION,1ST SUBTOTAL,ACCOUNT
 TOTALED ON: FUND,ORGANIZATION,1ST SUBTOTAL
 PAGE BREAKS ON: FUND,ORGANIZATION

FUND-41 FIRE STATION DEBT SERVICE
 ORGANIZATION- ORGN TITLE NOT FOUND
 1ST SUBTOTAL-5500 INTERFUND

ACCOUNT	TITLE	CURRENT YEAR			PRIOR YEAR		
		BUDGET	REVENUE	BALANCE	BUDGET	REVENUE	BALANCE
5510	FROM GENERAL #10	711,500.00	711,500.00	.00 100.00	707,700.00	707,700.00	.00 100.00
TOTAL INTERFUND		711,500.00	711,500.00	.00 100.00	707,700.00	707,700.00	.00 100.00
TOTAL FIRE STATION DEBT SERVICE		711,500.00	711,500.00	.00 100.00	707,700.00	707,700.00	.00 100.00

SUNGARD PENTAMATION
 DATE: 04/24/2018
 TIME: 15:05:36

CITY OF BATAVIA
 REVENUE COMPARISON REPORT

PAGE NUMBER: 17
 REVCOMPI

SELECTION CRITERIA: ALL
 ACCOUNTING PERIOD: 3/18

SORTED BY: FUND,ORGANIZATION,1ST SUBTOTAL,ACCOUNT
 TOTALED ON: FUND,ORGANIZATION,1ST SUBTOTAL
 PAGE BREAKS ON: FUND,ORGANIZATION

FUND-42 DEERPATH BRIDGE REHAB
 ORGANIZATION- ORGN TITLE NOT FOUND
 1ST SUBTOTAL-4390 OTHER REVENUES

ACCOUNT	TITLE	BUDGET	CURRENT YEAR			PRIOR YEAR			
			REVENUE	BALANCE	%	REVENUE	BALANCE	%	
4232	STATE&FED GRANTS	4,506.00	.00	4,506.00	.00	16,000.00	.00	16,000.00	.00
TOTAL OTHER REVENUES		4,506.00	.00	4,506.00	.00	16,000.00	.00	16,000.00	.00
5543	FROM ST IMP NON-MF	60,185.00	.00	60,185.00	.00	6,379.00	.00	6,379.00	.00
TOTAL INTERFUND		60,185.00	.00	60,185.00	.00	6,379.00	.00	6,379.00	.00
TOTAL DEERPATH BRIDGE REHAB		64,691.00	.00	64,691.00	.00	22,379.00	.00	22,379.00	.00

SUNGARD PENTAMATION
 DATE: 04/24/2018
 TIME: 15:05:36

CITY OF BATAVIA
 REVENUE COMPARISON REPORT

PAGE NUMBER: 18
 REVCOMPI

SELECTION CRITERIA: ALL
 ACCOUNTING PERIOD: 3/18

SORTED BY: FUND, ORGANIZATION, 1ST SUBTOTAL, ACCOUNT
 TOTALED ON: FUND, ORGANIZATION, 1ST SUBTOTAL
 PAGE BREAKS ON: FUND, ORGANIZATION

FUND-43 STREET IMP NON-MFT
 ORGANIZATION- ORGN TITLE NOT FOUND
 1ST SUBTOTAL-4000 TAXES & FEES

ACCOUNT	TITLE	BUDGET	CURRENT YEAR			PRIOR YEAR			
			REVENUE	BALANCE	%	REVENUE	BALANCE	%	
4122	GASOLINE TAX	425,000.00	.00	425,000.00	.00	212,875.00	448.35	212,426.65	.21
TOTAL TAXES & FEES		425,000.00	.00	425,000.00	.00	212,875.00	448.35	212,426.65	.21
4232	STATE&FED GRANTS	1,615,970.00	.00	1,615,970.00	.00	2,513,385.00	-8,626.45	2,522,011.45	.34
4453	STREET RECAPTURE F	298,839.00	.00	298,839.00	.00	458,000.00	.00	458,000.00	.00
5000	INTEREST EARNINGS	.00	114.40	-114.40	.00	.00	72.79	-72.79	.00
TOTAL OTHER REVENUES		1,914,809.00	114.40	1,914,694.60	.01	2,971,385.00	-8,553.66	2,979,938.66	.29
5510	FROM GENERAL #10	350,000.00	29,166.67	320,833.33	8.33	240,000.00	240,000.00	.00	100.00
TOTAL INTERFUND		350,000.00	29,166.67	320,833.33	8.33	240,000.00	240,000.00	.00	100.00
TOTAL STREET IMP NON-MFT		2,689,809.00	29,281.07	2,660,527.93	1.09	3,424,260.00	231,894.69	3,192,365.31	6.77

SUNGARD PENTAMATION
 DATE: 04/24/2018
 TIME: 15:05:36

CITY OF BATAVIA
 REVENUE COMPARISON REPORT

PAGE NUMBER: 19
 REVCOMPI

SELECTION CRITERIA: ALL
 ACCOUNTING PERIOD: 3/18

SORTED BY: FUND, ORGANIZATION, 1ST SUBTOTAL, ACCOUNT
 TOTALED ON: FUND, ORGANIZATION, 1ST SUBTOTAL
 PAGE BREAKS ON: FUND, ORGANIZATION

FUND-45 SAFE ROUTES-SCHOOL
 ORGANIZATION- ORGN TITLE NOT FOUND
 1ST SUBTOTAL-4390 OTHER REVENUES

ACCOUNT	TITLE	CURRENT YEAR			PRIOR YEAR			
		BUDGET	REVENUE	BALANCE	REVENUE	BALANCE	%	
4232	STATE&FED GRANTS	.00	.00	.00	28,443.00	.00	28,443.00	.00
	TOTAL OTHER REVENUES	.00	.00	.00	28,443.00	.00	28,443.00	.00
	TOTAL SAFE ROUTES-SCHOOL	.00	.00	.00	28,443.00	.00	28,443.00	.00

SUNGARD PENTAMATION
 DATE: 04/24/2018
 TIME: 15:05:36

CITY OF BATAVIA
 REVENUE COMPARISON REPORT

PAGE NUMBER: 20
 REVCOMPI

SELECTION CRITERIA: ALL
 ACCOUNTING PERIOD: 3/18

SORTED BY: FUND, ORGANIZATION, 1ST SUBTOTAL, ACCOUNT
 TOTALED ON: FUND, ORGANIZATION, 1ST SUBTOTAL
 PAGE BREAKS ON: FUND, ORGANIZATION

FUND-47 2017 BONDS CITY HALL
 ORGANIZATION- ORGN TITLE NOT FOUND
 1ST SUBTOTAL-4390 OTHER REVENUES

ACCOUNT	TITLE	BUDGET	CURRENT YEAR			PRIOR YEAR		
			REVENUE	BALANCE	%	REVENUE	BALANCE	%
5000	INTEREST EARNINGS	.00	1,724.50	-1,724.50	.00	.00	.00	.00
	TOTAL OTHER REVENUES	.00	1,724.50	-1,724.50	.00	.00	.00	.00
	TOTAL 2017 BONDS CITY HALL	.00	1,724.50	-1,724.50	.00	.00	.00	.00

SUNGARD PENTAMATION
 DATE: 04/24/2018
 TIME: 15:05:36

CITY OF BATAVIA
 REVENUE COMPARISON REPORT

PAGE NUMBER: 21
 REVCOMPI

SELECTION CRITERIA: ALL
 ACCOUNTING PERIOD: 3/18

SORTED BY: FUND, ORGANIZATION, 1ST SUBTOTAL, ACCOUNT
 TOTALED ON: FUND, ORGANIZATION, 1ST SUBTOTAL
 PAGE BREAKS ON: FUND, ORGANIZATION

FUND-48 CITY HALL CAPITAL
 ORGANIZATION- ORGN TITLE NOT FOUND
 1ST SUBTOTAL-4390 OTHER REVENUES

ACCOUNT	TITLE	BUDGET	CURRENT YEAR			PRIOR YEAR			
			REVENUE	BALANCE	%	REVENUE	BALANCE	%	
4397	REIMBURSEMENTS	.00	3,952.53	-3,952.53	.00	3,000.00	.00	3,000.00	.00
5000	INTEREST EARNINGS	.00	327.77	-327.77	.00	750.00	91.02	658.98	12.14
TOTAL OTHER REVENUES		.00	4,280.30	-4,280.30	.00	3,750.00	91.02	3,658.98	2.43
5510	FROM GENERAL #10	200,000.00	16,666.67	183,333.33	8.33	.00	.00	.00	.00
TOTAL INTERFUND		200,000.00	16,666.67	183,333.33	8.33	.00	.00	.00	.00
TOTAL CITY HALL CAPITAL		200,000.00	20,946.97	179,053.03	10.47	3,750.00	91.02	3,658.98	2.43

SUNGARD PENTAMATION
 DATE: 04/24/2018
 TIME: 15:05:36

CITY OF BATAVIA
 REVENUE COMPARISON REPORT

PAGE NUMBER: 22
 REVCOMPI

SELECTION CRITERIA: ALL
 ACCOUNTING PERIOD: 3/18

SORTED BY: FUND,ORGANIZATION,1ST SUBTOTAL,ACCOUNT
 TOTALED ON: FUND,ORGANIZATION,1ST SUBTOTAL
 PAGE BREAKS ON: FUND,ORGANIZATION

FUND-53 2017 GO BOND DEBT SERVICE
 ORGANIZATION- ORGN TITLE NOT FOUND
 1ST SUBTOTAL-5500 INTERFUND

ACCOUNT	TITLE	BUDGET	CURRENT YEAR			PRIOR YEAR		
			REVENUE	BALANCE	%	REVENUE	BALANCE	%
5533	TRF FR DRAINAGE #3	335,108.00	.00	335,108.00	.00	.00	.00	.00
5548	TRF FR CH CAPITAL	75,228.00	.00	75,228.00	.00	.00	.00	.00
TOTAL INTERFUND		410,336.00	.00	410,336.00	.00	.00	.00	.00
TOTAL 2017 GO BOND DEBT SERVICE		410,336.00	.00	410,336.00	.00	.00	.00	.00

SUNGARD PENTAMATION
 DATE: 04/24/2018
 TIME: 15:05:36

CITY OF BATAVIA
 REVENUE COMPARISON REPORT

PAGE NUMBER: 23
 REVCOMPI

SELECTION CRITERIA: ALL
 ACCOUNTING PERIOD: 3/18

SORTED BY: FUND, ORGANIZATION, 1ST SUBTOTAL, ACCOUNT
 TOTALED ON: FUND, ORGANIZATION, 1ST SUBTOTAL
 PAGE BREAKS ON: FUND, ORGANIZATION

FUND-56 DONOVAN BRIDGE DS
 ORGANIZATION- ORGN TITLE NOT FOUND
 1ST SUBTOTAL-4000 TAXES & FEES

ACCOUNT	TITLE	BUDGET	CURRENT YEAR			PRIOR YEAR			
			REVENUE	BALANCE	%	REVENUE	BALANCE	%	
4014	DEBT PROPERTY TAX	146,225.00	.00	146,225.00	.00	144,825.00	.00	144,825.00	.00
TOTAL TAXES & FEES		146,225.00	.00	146,225.00	.00	144,825.00	.00	144,825.00	.00
TOTAL DONOVAN BRIDGE DS		146,225.00	.00	146,225.00	.00	144,825.00	.00	144,825.00	.00

SUNGARD PENTAMATION
 DATE: 04/24/2018
 TIME: 15:05:36

CITY OF BATAVIA
 REVENUE COMPARISON REPORT

PAGE NUMBER: 24
 REVCOMPI

SELECTION CRITERIA: ALL
 ACCOUNTING PERIOD: 3/18

SORTED BY: FUND,ORGANIZATION,1ST SUBTOTAL,ACCOUNT
 TOTALED ON: FUND,ORGANIZATION,1ST SUBTOTAL
 PAGE BREAKS ON: FUND,ORGANIZATION

FUND-62 FIRE 2% FUND
 ORGANIZATION- ORGN TITLE NOT FOUND
 1ST SUBTOTAL-4390 OTHER REVENUES

ACCOUNT	TITLE	BUDGET	CURRENT YEAR REVENUE	BALANCE	%	BUDGET	PRIOR YEAR REVENUE	BALANCE	%
4399	REIMB/MISC	.00	.00	.00	.00	.00	3,040.01	-3,040.01	.00
5000	INTEREST EARNINGS	.00	.00	.00	.00	.00	26.10	-26.10	.00
TOTAL OTHER REVENUES		.00	.00	.00	.00	.00	3,066.11	-3,066.11	.00
TOTAL FIRE 2% FUND		.00	.00	.00	.00	.00	3,066.11	-3,066.11	.00

SUNGARD PENTAMATION
 DATE: 04/24/2018
 TIME: 15:05:36

CITY OF BATAVIA
 REVENUE COMPARISON REPORT

PAGE NUMBER: 25
 REVCOMPI

SELECTION CRITERIA: ALL
 ACCOUNTING PERIOD: 3/18

SORTED BY: FUND, ORGANIZATION, 1ST SUBTOTAL, ACCOUNT
 TOTALED ON: FUND, ORGANIZATION, 1ST SUBTOTAL
 PAGE BREAKS ON: FUND, ORGANIZATION

FUND-64 COMM DEVL ASST PROGRAM
 ORGANIZATION- ORGN TITLE NOT FOUND
 1ST SUBTOTAL-4390 OTHER REVENUES

ACCOUNT	TITLE	BUDGET	CURRENT YEAR			PRIOR YEAR			
			REVENUE	BALANCE	%	REVENUE	BALANCE	%	
5000	INTEREST EARNINGS	.00	48.75	-48.75	.00	.00	108.31	-108.31	.00
	TOTAL OTHER REVENUES	.00	48.75	-48.75	.00	.00	108.31	-108.31	.00
	TOTAL COMM DEVL ASST PROGRAM	.00	48.75	-48.75	.00	.00	108.31	-108.31	.00

SUNGARD PENTAMATION
 DATE: 04/24/2018
 TIME: 15:05:36

CITY OF BATAVIA
 REVENUE COMPARISON REPORT

PAGE NUMBER: 26
 REVCOMPI

SELECTION CRITERIA: ALL
 ACCOUNTING PERIOD: 3/18

SORTED BY: FUND,ORGANIZATION,1ST SUBTOTAL,ACCOUNT
 TOTALED ON: FUND,ORGANIZATION,1ST SUBTOTAL
 PAGE BREAKS ON: FUND,ORGANIZATION

FUND-71 PW CAPITAL
 ORGANIZATION- ORGN TITLE NOT FOUND
 1ST SUBTOTAL-4390 OTHER REVENUES

ACCOUNT	TITLE	BUDGET	CURRENT YEAR			PRIOR YEAR			
			REVENUE	BALANCE	%	REVENUE	BALANCE	%	
4406	PW CAP FEES	5,000.00	2,300.00	2,700.00	46.00	9,500.00	707.00	8,793.00	7.44
5000	INTEREST EARNINGS	100.00	61.45	38.55	61.45	50.00	30.37	19.63	60.74
TOTAL OTHER REVENUES		5,100.00	2,361.45	2,738.55	46.30	9,550.00	737.37	8,812.63	7.72
5510	FROM GENERAL #10	300,000.00	25,000.00	275,000.00	8.33	275,000.00	275,000.00	.00	100.00
TOTAL INTERFUND		300,000.00	25,000.00	275,000.00	8.33	275,000.00	275,000.00	.00	100.00
TOTAL PW CAPITAL		305,100.00	27,361.45	277,738.55	8.97	284,550.00	275,737.37	8,812.63	96.90

SUNGARD PENTAMATION
 DATE: 04/24/2018
 TIME: 15:05:36

CITY OF BATAVIA
 REVENUE COMPARISON REPORT

PAGE NUMBER: 27
 REVCOMP1

SELECTION CRITERIA: ALL
 ACCOUNTING PERIOD: 3/18

SORTED BY: FUND,ORGANIZATION,1ST SUBTOTAL,ACCOUNT
 TOTALED ON: FUND,ORGANIZATION,1ST SUBTOTAL
 PAGE BREAKS ON: FUND,ORGANIZATION

FUND-72 FIRE CAPITAL
 ORGANIZATION- ORGN TITLE NOT FOUND
 1ST SUBTOTAL-4390 OTHER REVENUES

ACCOUNT	TITLE	BUDGET	CURRENT YEAR			PRIOR YEAR			
			REVENUE	BALANCE	%	REVENUE	BALANCE	%	
4407	FIRE CAP FEES	5,000.00	2,300.00	2,700.00	46.00	9,500.00	707.00	8,793.00	7.44
5000	INTEREST EARNINGS	1,500.00	39.99	1,460.01	2.67	1,325.00	764.83	560.17	57.72
TOTAL OTHER REVENUES		6,500.00	2,339.99	4,160.01	36.00	10,825.00	1,471.83	9,353.17	13.60
5510	FROM GENERAL #10	275,000.00	22,916.67	252,083.33	8.33	275,000.00	275,000.00	.00	100.00
TOTAL INTERFUND		275,000.00	22,916.67	252,083.33	8.33	275,000.00	275,000.00	.00	100.00
TOTAL FIRE CAPITAL		281,500.00	25,256.66	256,243.34	8.97	285,825.00	276,471.83	9,353.17	96.73
TOTAL REPORT		122,828,060.00	22,028,623.65*****	17.93	124,016,817.00	22,141,975.12*****	17.85		

SUNGARD PENTAMATION
 DATE: 04/24/2018
 TIME: 15:12:20

CITY OF BATAVIA
 EXPENDITURE COMPARISON REPORT

PAGE NUMBER: 1
 EXPCOMP1

SELECTION CRITERIA: ALL
 ACCOUNTING PERIOD: 3/18

SORTED BY: FUND, ORGANIZATION, 1ST SUBTOTAL, ACCOUNT
 TOTALED ON: FUND, ORGANIZATION, 1ST SUBTOTAL
 PAGE BREAKS ON: FUND, ORGANIZATION

FUND-10 GENERAL FUND
 ORGANIZATION-1010 ADMIN & LEGISLATIVE
 1ST SUBTOTAL-6100 SALARY&WAGES

ACCOUNT	CURRENT YEAR				PRIOR YEAR			
	BUDGET	EXPENDITURES	BALANCE	%	BUDGET	EXPENDITURES	BALANCE	%
6101 SALARIES&WAGES	465,000.00	99,279.03	365,720.97	21.35	458,324.00	75,818.70	382,505.30	16.54
6102 OVERTIME	2,000.00	1,343.82	656.18	67.19	.00	.00	.00	.00
6107 PART TIME WAGES	75,170.00	18,792.51	56,377.49	25.00	75,000.00	16,550.00	58,450.00	22.07
TOTAL-6100 SALARY&WAGES	542,170.00	119,415.36	422,754.64	22.03	533,324.00	92,368.70	440,955.30	17.32
6120 GROUP INSURANCE	48,769.00	10,926.29	37,842.71	22.40	98,718.00	9,651.70	89,066.30	9.78
6121 IMRF-CITY %	60,897.00	12,697.23	48,199.77	20.85	56,649.00	9,170.11	47,478.89	16.19
6122 CITY FICA&MEDICARE	41,476.00	9,017.86	32,458.14	21.74	40,799.00	6,917.40	33,881.60	16.95
6126 WORKERS COMPENSATI	100.00	24.99	75.01	24.99	100.00	24.99	75.01	24.99
TOTAL-6119 BENEFIT COST	151,242.00	32,666.37	118,575.63	21.60	196,266.00	25,764.20	170,501.80	13.13
6205 MEMBERSHIP	20,000.00	95.00	19,905.00	.48	18,000.00	2,205.00	15,795.00	12.25
6210 TRAINING-TRAVEL	7,000.00	392.41	6,607.59	5.61	6,000.00	592.65	5,407.35	9.88
TOTAL-6200 EMPLOYEE DEV	27,000.00	487.41	26,512.59	1.81	24,000.00	2,797.65	21,202.35	11.66
6215 RESOURCE MATERIALS	1,000.00	.00	1,000.00	.00	1,500.00	74.49	1,425.51	4.97
6225 POSTAGE-SHIPPING	500.00	240.46	259.54	48.09	1,000.00	296.33	703.67	29.63
6230 OFFICE SUPPLIES	7,000.00	132.44	6,867.56	1.89	5,500.00	1,401.61	4,098.39	25.48
6235 PRINTING	23,500.00	3,344.45	20,155.55	14.23	28,500.00	5,539.00	22,961.00	19.44
6250 PHONE	2,400.00	375.38	2,024.62	15.64	1,825.00	141.44	1,683.56	7.75
6259 MEALS & REFRESHMEN	3,000.00	70.62	2,929.38	2.35	1,800.00	196.95	1,603.05	10.94
TOTAL-6214 COMMODITIES	37,400.00	4,163.35	33,236.65	11.13	40,125.00	7,649.82	32,475.18	19.06
6355 PROFESSIONAL SERVI	115,000.00	8,871.95	106,128.05	7.71	72,000.00	3,466.50	68,533.50	4.81
6358 LEGAL FEES	130,000.00	9,660.50	120,339.50	7.43	152,500.00	16,104.37	136,395.63	10.56
6359 BATV- 60% ROW FEES	190,064.00	.00	190,064.00	.00	188,000.00	.00	188,000.00	.00
6363 RIDE IN KANE PROGR	80,000.00	.00	80,000.00	.00	100,000.00	5,107.83	94,892.17	5.11
TOTAL-6350 PROFESSIONAL	515,064.00	18,532.45	496,531.55	3.60	512,500.00	24,678.70	487,821.30	4.82
6505 GENERAL LIABILITY	28,000.00	1,888.00	26,112.00	6.74	29,287.00	13,680.86	15,606.14	46.71
TOTAL-6500 INSURANCE	28,000.00	1,888.00	26,112.00	6.74	29,287.00	13,680.86	15,606.14	46.71
6605 OTHER EXPENSE	.00	.00	.00	.00	815,125.00	.00	815,125.00	.00
TOTAL-6700 OTHER EXPENS	.00	.00	.00	.00	815,125.00	.00	815,125.00	.00
TOTAL-1010 ADMIN & LEGI	1,300,876.00	177,152.94	1,123,723.06	13.62	2,150,627.00	166,939.93	1,983,687.07	7.76

SUNGARD PENTAMATION
 DATE: 04/24/2018
 TIME: 15:12:20

CITY OF BATAVIA
 EXPENDITURE COMPARISON REPORT

PAGE NUMBER: 2
 EXPCOMPI

SELECTION CRITERIA: ALL
 ACCOUNTING PERIOD: 3/18

SORTED BY: FUND, ORGANIZATION, 1ST SUBTOTAL, ACCOUNT
 TOTALED ON: FUND, ORGANIZATION, 1ST SUBTOTAL
 PAGE BREAKS ON: FUND, ORGANIZATION

FUND-10 GENERAL FUND
 ORGANIZATION-1012 HUMAN RESOURCES
 1ST SUBTOTAL-6100 SALARY&WAGES

ACCOUNT	CURRENT YEAR				PRIOR YEAR			
	BUDGET	EXPENDITURES	BALANCE	%	BUDGET	EXPENDITURES	BALANCE	%
6101 SALARIES&WAGES	248,000.00	56,297.72	191,702.28	22.70	236,450.00	54,620.74	181,829.26	23.10
TOTAL-6100 SALARY&WAGES	248,000.00	56,297.72	191,702.28	22.70	236,450.00	54,620.74	181,829.26	23.10
6120 GROUP INSURANCE	35,948.00	7,925.64	28,022.36	22.05	11,545.00	7,467.13	4,077.87	64.68
6121 IMRF-CITY %	32,339.00	6,995.55	25,343.45	21.63	29,225.00	6,392.35	22,832.65	21.87
6122 CITY FICA&MEDICARE	18,972.00	4,107.62	14,864.38	21.65	18,088.00	3,959.87	14,128.13	21.89
6126 WORKERS COMPENSATI	100.00	24.99	75.01	24.99	100.00	24.99	75.01	24.99
TOTAL-6119 BENEFIT COST	87,359.00	19,053.80	68,305.20	21.81	58,958.00	17,844.34	41,113.66	30.27
6203 MEDICAL EXAMS	16,609.00	932.00	15,677.00	5.61	16,448.00	1,518.00	14,930.00	9.23
6204 EMP RECRUITMENT	6,200.00	261.85	5,938.15	4.22	6,200.00	168.45	6,031.55	2.72
6205 MEMBERSHIP	1,585.00	205.00	1,380.00	12.93	1,585.00	250.00	1,335.00	15.77
6207 EMPLOYEE RECOGNITI	23,960.00	4,364.87	19,595.13	18.22	17,900.00	5,970.60	11,929.40	33.36
6210 TRAINING-TRAVEL	25,394.00	130.00	25,264.00	.51	16,664.00	3,467.58	13,196.42	20.81
TOTAL-6200 EMPLOYEE DEV	73,748.00	5,893.72	67,854.28	7.99	58,797.00	11,374.63	47,422.37	19.35
6225 POSTAGE-SHIPPIING	250.00	103.90	146.10	41.56	250.00	23.19	226.81	9.28
6230 OFFICE SUPPLIES	3,500.00	817.71	2,682.29	23.36	3,500.00	893.12	2,606.88	25.52
6250 PHONE	750.00	204.39	545.61	27.25	750.00	141.44	608.56	18.86
TOTAL-6214 COMMODITIES	4,500.00	1,126.00	3,374.00	25.02	4,500.00	1,057.75	3,442.25	23.51
6355 PROFESSIONAL SERVI	17,540.00	2,315.50	15,224.50	13.20	24,300.00	.00	24,300.00	.00
6358 LEGAL FEES	14,000.00	442.50	13,557.50	3.16	11,500.00	1,675.00	9,825.00	14.57
TOTAL-6350 PROFESSIONAL	31,540.00	2,758.00	28,782.00	8.74	35,800.00	1,675.00	34,125.00	4.68
6505 GENERAL LIABILITY	11,500.00	.00	11,500.00	.00	11,884.00	5,551.39	6,332.61	46.71
TOTAL-6500 INSURANCE	11,500.00	.00	11,500.00	.00	11,884.00	5,551.39	6,332.61	46.71
TOTAL-1012 HUMAN RESOUR	456,647.00	85,129.24	371,517.76	18.64	406,389.00	92,123.85	314,265.15	22.67

SUNGARD PENTAMATION
 DATE: 04/24/2018
 TIME: 15:12:20

CITY OF BATAVIA
 EXPENDITURE COMPARISON REPORT

PAGE NUMBER: 3
 EXPCOMP1

SELECTION CRITERIA: ALL
 ACCOUNTING PERIOD: 3/18

SORTED BY: FUND, ORGANIZATION, 1ST SUBTOTAL, ACCOUNT
 TOTALED ON: FUND, ORGANIZATION, 1ST SUBTOTAL
 PAGE BREAKS ON: FUND, ORGANIZATION

FUND-10 GENERAL FUND
 ORGANIZATION-1013 COMMUNITY DEVELOPMENT
 1ST SUBTOTAL-6100 SALARY&WAGES

ACCOUNT	CURRENT YEAR				PRIOR YEAR			
	BUDGET	EXPENDITURES	BALANCE	%	BUDGET	EXPENDITURES	BALANCE	%
6101 SALARIES&WAGES	774,000.00	160,775.13	613,224.87	20.77	695,228.00	159,501.88	535,726.12	22.94
6102 OVERTIME	1,000.00	.00	1,000.00	.00	1,000.00	.00	1,000.00	.00
6107 PART TIME WAGES	5,000.00	.00	5,000.00	.00	5,000.00	.00	5,000.00	.00
TOTAL-6100 SALARY&WAGES	780,000.00	160,775.13	619,224.87	20.61	701,228.00	159,501.88	541,726.12	22.75
6120 GROUP INSURANCE	168,587.00	29,242.52	139,344.48	17.35	115,533.00	30,267.15	85,265.85	26.20
6121 IMRF-CITY %	101,060.00	19,946.66	81,113.34	19.74	86,054.00	17,183.19	68,870.81	19.97
6122 CITY FICA&MEDICARE	59,670.00	11,719.43	47,950.57	19.64	53,644.00	11,594.45	42,049.55	21.61
6126 WORKERS COMPENSATI	1,000.00	249.99	750.01	25.00	1,000.00	249.99	750.01	25.00
TOTAL-6119 BENEFIT COST	330,317.00	61,158.60	269,158.40	18.52	256,231.00	59,294.78	196,936.22	23.14
6205 MEMBERSHIP	3,176.00	1,459.00	1,717.00	45.94	3,019.00	824.00	2,195.00	27.29
6210 TRAINING-TRAVEL	8,315.00	95.00	8,220.00	1.14	5,725.00	1,952.66	3,772.34	34.11
TOTAL-6200 EMPLOYEE DEV	11,491.00	1,554.00	9,937.00	13.52	8,744.00	2,776.66	5,967.34	31.76
6215 RESOURCE MATERIALS	1,800.00	.00	1,800.00	.00	650.00	.00	650.00	.00
6225 POSTAGE-SHIPPING	2,500.00	283.01	2,216.99	11.32	2,500.00	281.28	2,218.72	11.25
6230 OFFICE SUPPLIES	2,900.00	563.45	2,336.55	19.43	2,900.00	245.54	2,654.46	8.47
6235 PRINTING	3,500.00	488.75	3,011.25	13.96	.00	.00	.00	.00
6241 FUEL	1,300.00	281.05	1,018.95	21.62	1,145.00	255.19	889.81	22.29
6250 PHONE	2,500.00	431.38	2,068.62	17.26	3,300.00	488.00	2,812.00	14.79
6255 CLOTHING & UNIFORM	550.00	.00	550.00	.00	550.00	.00	550.00	.00
6259 MEALS & REFRESHMEN	.00	.00	.00	.00	200.00	.00	200.00	.00
TOTAL-6214 COMMODITIES	15,050.00	2,047.64	13,002.36	13.61	11,245.00	1,270.01	9,974.99	11.29
6310 R&M-VEHICLE	2,500.00	308.54	2,191.46	12.34	2,500.00	346.94	2,153.06	13.88
TOTAL-6300 REPAIR&MAINT	2,500.00	308.54	2,191.46	12.34	2,500.00	346.94	2,153.06	13.88
6354 PLUMBING INSPECTIO	42,000.00	4,138.00	37,862.00	9.85	47,500.00	6,295.00	41,205.00	13.25
6355 PROFESSIONAL SERVI	32,800.00	126.76	32,673.24	.39	73,700.00	20,233.50	53,466.50	27.45
TOTAL-6350 PROFESSIONAL	74,800.00	4,264.76	70,535.24	5.70	121,200.00	26,528.50	94,671.50	21.89
6450 VEHICLES	22,000.00	.00	22,000.00	.00	.00	.00	.00	.00
TOTAL-6400 CAPITAL	22,000.00	.00	22,000.00	.00	.00	.00	.00	.00
6505 GENERAL LIABILITY	5,500.00	.00	5,500.00	.00	5,500.00	2,569.22	2,930.78	46.71
TOTAL-6500 INSURANCE	5,500.00	.00	5,500.00	.00	5,500.00	2,569.22	2,930.78	46.71
TOTAL-1013 COMMUNITY DE	1,241,658.00	230,108.67	1,011,549.33	18.53	1,106,648.00	252,287.99	854,360.01	22.80

SUNGARD PENTAMATION
 DATE: 04/24/2018
 TIME: 15:12:20

CITY OF BATAVIA
 EXPENDITURE COMPARISON REPORT

PAGE NUMBER: 4
 EXPCOMP1

SELECTION CRITERIA: ALL
 ACCOUNTING PERIOD: 3/18

SORTED BY: FUND,ORGANIZATION,1ST SUBTOTAL,ACCOUNT
 TOTALED ON: FUND,ORGANIZATION,1ST SUBTOTAL
 PAGE BREAKS ON: FUND,ORGANIZATION

FUND-10 GENERAL FUND
 ORGANIZATION-1014 PUBLIC WORKS
 1ST SUBTOTAL-6100 SALARY&WAGES

ACCOUNT	CURRENT YEAR				PRIOR YEAR			
	BUDGET	EXPENDITURES	BALANCE	%	BUDGET	EXPENDITURES	BALANCE	%
6101 SALARIES&WAGES	168,300.00	38,862.70	129,437.30	23.09	162,972.00	37,826.56	125,145.44	23.21
TOTAL-6100 SALARY&WAGES	168,300.00	38,862.70	129,437.30	23.09	162,972.00	37,826.56	125,145.44	23.21
6120 GROUP INSURANCE	26,081.00	5,675.22	20,405.78	21.76	25,543.00	5,675.22	19,867.78	22.22
6121 IMRF-CITY %	21,946.00	4,608.84	17,337.16	21.00	20,143.00	4,247.78	15,895.22	21.09
6122 CITY FICA&MEDICARE	12,875.00	2,822.13	10,052.87	21.92	12,467.00	2,735.79	9,731.21	21.94
6126 WORKERS COMPENSATI	100.00	24.99	75.01	24.99	100.00	24.99	75.01	24.99
TOTAL-6119 BENEFIT COST	61,002.00	13,131.18	47,870.82	21.53	58,253.00	12,683.78	45,569.22	21.77
6205 MEMBERSHIP	750.00	360.00	390.00	48.00	750.00	445.00	305.00	59.33
6210 TRAINING-TRAVEL	3,500.00	38.37	3,461.63	1.10	3,000.00	12.28	2,987.72	.41
TOTAL-6200 EMPLOYEE DEV	4,250.00	398.37	3,851.63	9.37	3,750.00	457.28	3,292.72	12.19
6250 PHONE	750.00	180.00	570.00	24.00	750.00	180.00	570.00	24.00
TOTAL-6214 COMMODITIES	750.00	180.00	570.00	24.00	750.00	180.00	570.00	24.00
6340 R&M FIELD EQUIPMEN	20,000.00	462.00	19,538.00	2.31	.00	.00	.00	.00
TOTAL-6300 REPAIR&MAINT	20,000.00	462.00	19,538.00	2.31	.00	.00	.00	.00
6505 GENERAL LIABILITY	600.00	.00	600.00	.00	594.00	277.48	316.52	46.71
TOTAL-6500 INSURANCE	600.00	.00	600.00	.00	594.00	277.48	316.52	46.71
TOTAL-1014 PUBLIC WORKS	254,902.00	53,034.25	201,867.75	20.81	226,319.00	51,425.10	174,893.90	22.72

SUNGARD PENTAMATION
 DATE: 04/24/2018
 TIME: 15:12:20

CITY OF BATAVIA
 EXPENDITURE COMPARISON REPORT

PAGE NUMBER: 5
 EXPCOMPI

SELECTION CRITERIA: ALL
 ACCOUNTING PERIOD: 3/18

SORTED BY: FUND,ORGANIZATION,1ST SUBTOTAL,ACCOUNT
 TOTALED ON: FUND,ORGANIZATION,1ST SUBTOTAL
 PAGE BREAKS ON: FUND,ORGANIZATION

FUND-10 GENERAL FUND
 ORGANIZATION-1015 ENGINEERING
 1ST SUBTOTAL-6100 SALARY&WAGES

ACCOUNT	CURRENT YEAR				PRIOR YEAR			
	BUDGET	EXPENDITURES	BALANCE	%	BUDGET	EXPENDITURES	BALANCE	%
6101 SALARIES&WAGES	437,500.00	95,790.71	341,709.29	21.90	437,785.00	76,496.02	361,288.98	17.47
6102 OVERTIME	500.00	.00	500.00	.00	600.00	.00	600.00	.00
6107 PART TIME WAGES	6,240.00	.00	6,240.00	.00	5,000.00	.00	5,000.00	.00
TOTAL-6100 SALARY&WAGES	444,240.00	95,790.71	348,449.29	21.56	443,385.00	76,496.02	366,888.98	17.25
6120 GROUP INSURANCE	75,674.00	22,468.04	53,205.96	29.69	94,698.00	16,747.71	77,950.29	17.69
6121 IMRF-CITY %	57,115.00	10,228.13	46,886.87	17.91	54,184.00	9,072.55	45,111.45	16.74
6122 CITY FICA&MEDICARE	33,984.00	6,004.56	27,979.44	17.67	33,919.00	5,506.81	28,412.19	16.24
6126 WORKERS COMPENSATI	1,000.00	249.99	750.01	25.00	1,000.00	249.99	750.01	25.00
TOTAL-6119 BENEFIT COST	167,773.00	38,950.72	128,822.28	23.22	183,801.00	31,577.06	152,223.94	17.18
6205 MEMBERSHIP	2,000.00	1,190.00	810.00	59.50	2,000.00	270.00	1,730.00	13.50
6210 TRAINING-TRAVEL	3,300.00	500.00	2,800.00	15.15	2,700.00	620.00	2,080.00	22.96
TOTAL-6200 EMPLOYEE DEV	5,300.00	1,690.00	3,610.00	31.89	4,700.00	890.00	3,810.00	18.94
6215 RESOURCE MATERIALS	200.00	86.40	113.60	43.20	200.00	.00	200.00	.00
6225 POSTAGE-SHIPPING	1,800.00	74.89	1,725.11	4.16	1,000.00	414.15	585.85	41.42
6230 OFFICE SUPPLIES	2,000.00	507.92	1,492.08	25.40	2,000.00	39.50	1,960.50	1.98
6235 PRINTING	1,700.00	132.30	1,567.70	7.78	.00	.00	.00	.00
6241 FUEL	1,800.00	169.78	1,630.22	9.43	1,800.00	183.23	1,616.77	10.18
6250 PHONE	2,200.00	473.77	1,726.23	21.54	2,200.00	386.52	1,813.48	17.57
6255 CLOTHING & UNIFORM	750.00	.00	750.00	.00	750.00	73.60	676.40	9.81
6276 OTHER EQUIPMENT	22,600.00	19,926.10	2,673.90	88.17	4,000.00	.00	4,000.00	.00
TOTAL-6214 COMMODITIES	33,050.00	21,371.16	11,678.84	64.66	11,950.00	1,097.00	10,853.00	9.18
6310 R&M-VEHICLE	1,500.00	.00	1,500.00	.00	1,800.00	.00	1,800.00	.00
6315 R&M-BUILDING	43,000.00	4,147.31	38,852.69	9.64	30,000.00	1,608.81	28,391.19	5.36
TOTAL-6300 REPAIR&MAINT	44,500.00	4,147.31	40,352.69	9.32	31,800.00	1,608.81	30,191.19	5.06
6355 PROFESSIONAL SERVI	29,500.00	784.69	28,715.31	2.66	35,500.00	.00	35,500.00	.00
TOTAL-6350 PROFESSIONAL	29,500.00	784.69	28,715.31	2.66	35,500.00	.00	35,500.00	.00
6505 GENERAL LIABILITY	1,600.00	.00	1,600.00	.00	1,731.00	808.61	922.39	46.71
TOTAL-6500 INSURANCE	1,600.00	.00	1,600.00	.00	1,731.00	808.61	922.39	46.71
TOTAL-1015 ENGINEERING	725,963.00	162,734.59	563,228.41	22.42	712,867.00	112,477.50	600,389.50	15.78

SUNGARD PENTAMATION
 DATE: 04/24/2018
 TIME: 15:12:20

CITY OF BATAVIA
 EXPENDITURE COMPARISON REPORT

PAGE NUMBER: 6
 EXPCOMPI

SELECTION CRITERIA: ALL
 ACCOUNTING PERIOD: 3/18

SORTED BY: FUND,ORGANIZATION,1ST SUBTOTAL,ACCOUNT
 TOTALED ON: FUND,ORGANIZATION,1ST SUBTOTAL
 PAGE BREAKS ON: FUND,ORGANIZATION

FUND-10 GENERAL FUND
 ORGANIZATION-1016 BUILDING & GROUNDS
 1ST SUBTOTAL-6100 SALARY&WAGES

ACCOUNT	CURRENT YEAR				PRIOR YEAR			
	BUDGET	EXPENDITURES	BALANCE	%	BUDGET	EXPENDITURES	BALANCE	%
6101 SALARIES&WAGES	130,500.00	29,026.32	101,473.68	22.24	68,900.00	21,566.87	47,333.13	31.30
6102 OVERTIME	3,200.00	3,435.34	-235.34	107.35	3,000.00	676.33	2,323.67	22.54
6103 DOUBLE TIME	3,000.00	2,660.19	339.81	88.67	3,500.00	161.03	3,338.97	4.60
6107 PART TIME WAGES	25,000.00	4,886.29	20,113.71	19.55	39,700.00	306.00	39,394.00	.77
TOTAL-6100 SALARY&WAGES	161,700.00	40,008.14	121,691.86	24.74	115,100.00	22,710.23	92,389.77	19.73
6120 GROUP INSURANCE	52,178.00	581.49	51,596.51	1.11	25,543.00	5,675.22	19,867.78	22.22
6121 IMRF-CITY %	17,826.00	4,515.80	13,310.20	25.33	9,319.00	2,014.24	7,304.76	21.61
6122 CITY FICA&MEDICARE	12,370.00	3,023.96	9,346.04	24.45	8,805.00	1,594.03	7,210.97	18.10
6126 WORKERS COMPENSATI	275.00	68.76	206.24	25.00	275.00	68.76	206.24	25.00
TOTAL-6119 BENEFIT COST	82,649.00	8,190.01	74,458.99	9.91	43,942.00	9,352.25	34,589.75	21.28
6210 TRAINING-TRAVEL	1,500.00	22.50	1,477.50	1.50	500.00	.00	500.00	.00
TOTAL-6200 EMPLOYEE DEV	1,500.00	22.50	1,477.50	1.50	500.00	.00	500.00	.00
6230 OFFICE SUPPLIES	3,500.00	585.00	2,915.00	16.71	3,200.00	659.15	2,540.85	20.60
6241 FUEL	500.00	279.23	220.77	55.85	500.00	93.98	406.02	18.80
6250 PHONE	31,000.00	7,990.09	23,009.91	25.77	25,500.00	6,848.61	18,651.39	26.86
6260 UTILITIES	92,000.00	12,972.64	79,027.36	14.10	95,000.00	14,410.95	80,589.05	15.17
6264 GENERAL SUPPLIES	16,000.00	2,792.21	13,207.79	17.45	16,000.00	2,921.86	13,078.14	18.26
TOTAL-6214 COMMODITIES	143,000.00	24,619.17	118,380.83	17.22	140,200.00	24,934.55	115,265.45	17.78
6310 R&M-VEHICLE	500.00	.00	500.00	.00	300.00	.00	300.00	.00
6315 R&M-BUILDING	143,000.00	25,151.36	117,848.64	17.59	118,000.00	19,882.45	98,117.55	16.85
6325 R&M OFFICE EQUIPME	7,500.00	1,658.75	5,841.25	22.12	6,600.00	1,577.92	5,022.08	23.91
TOTAL-6300 REPAIR&MAINT	151,000.00	26,810.11	124,189.89	17.76	124,900.00	21,460.37	103,439.63	17.18
6505 GENERAL LIABILITY	600.00	.00	600.00	.00	62.00	28.97	33.03	46.73
TOTAL-6500 INSURANCE	600.00	.00	600.00	.00	62.00	28.97	33.03	46.73
TOTAL-1016 BUILDING & G	540,449.00	99,649.93	440,799.07	18.44	424,704.00	78,486.37	346,217.63	18.48

SUNGARD PENTAMATION
 DATE: 04/24/2018
 TIME: 15:12:20

CITY OF BATAVIA
 EXPENDITURE COMPARISON REPORT

PAGE NUMBER: 7
 EXPCOMPI

SELECTION CRITERIA: ALL
 ACCOUNTING PERIOD: 3/18

SORTED BY: FUND,ORGANIZATION,1ST SUBTOTAL,ACCOUNT
 TOTALED ON: FUND,ORGANIZATION,1ST SUBTOTAL
 PAGE BREAKS ON: FUND,ORGANIZATION

FUND-10 GENERAL FUND
 ORGANIZATION-1017 FINANCE & ACCOUNTING
 1ST SUBTOTAL-6100 SALARY&WAGES

ACCOUNT	CURRENT YEAR				PRIOR YEAR			
	BUDGET	EXPENDITURES	BALANCE	%	BUDGET	EXPENDITURES	BALANCE	%
6101 SALARIES&WAGES	424,250.00	96,255.41	327,994.59	22.69	410,938.00	94,386.29	316,551.71	22.97
TOTAL-6100 SALARY&WAGES	424,250.00	96,255.41	327,994.59	22.69	410,938.00	94,386.29	316,551.71	22.97
6120 GROUP INSURANCE	82,642.00	17,974.44	64,667.56	21.75	80,035.00	17,974.44	62,060.56	22.46
6121 IMRF-CITY %	55,322.00	11,863.77	43,458.23	21.44	50,792.00	11,107.07	39,684.93	21.87
6122 CITY FICA&MEDICARE	32,455.00	6,968.76	25,486.24	21.47	31,437.00	6,823.53	24,613.47	21.71
6126 WORKERS COMPENSATI	100.00	24.99	75.01	24.99	100.00	24.99	75.01	24.99
TOTAL-6119 BENEFIT COST	170,519.00	36,831.96	133,687.04	21.60	162,364.00	35,930.03	126,433.97	22.13
6205 MEMBERSHIP	625.00	525.00	100.00	84.00	600.00	225.00	375.00	37.50
6210 TRAINING-TRAVEL	2,000.00	.00	2,000.00	.00	2,075.00	35.31	2,039.69	1.70
TOTAL-6200 EMPLOYEE DEV	2,625.00	525.00	2,100.00	20.00	2,675.00	260.31	2,414.69	9.73
6215 RESOURCE MATERIALS	300.00	.00	300.00	.00	300.00	.00	300.00	.00
6225 POSTAGE-SHIPPING	3,100.00	829.65	2,270.35	26.76	3,100.00	909.26	2,190.74	29.33
6230 OFFICE SUPPLIES	4,500.00	131.47	4,368.53	2.92	8,000.00	1,146.04	6,853.96	14.33
6235 PRINTING	3,000.00	2,062.50	937.50	68.75	3,500.00	1,732.50	1,767.50	49.50
6250 PHONE	750.00	141.64	608.36	18.89	750.00	121.44	628.56	16.19
TOTAL-6214 COMMODITIES	11,650.00	3,165.26	8,484.74	27.17	15,650.00	3,909.24	11,740.76	24.98
6355 PROFESSIONAL SERVI	60,000.00	9,820.45	50,179.55	16.37	62,500.00	5,148.30	57,351.70	8.24
TOTAL-6350 PROFESSIONAL	60,000.00	9,820.45	50,179.55	16.37	62,500.00	5,148.30	57,351.70	8.24
6505 GENERAL LIABILITY	1,250.00	269.95	980.05	21.60	1,094.00	511.04	582.96	46.71
TOTAL-6500 INSURANCE	1,250.00	269.95	980.05	21.60	1,094.00	511.04	582.96	46.71
TOTAL-1017 FINANCE & AC	670,294.00	146,868.03	523,425.97	21.91	655,221.00	140,145.21	515,075.79	21.39

SUNGARD PENTAMATION
 DATE: 04/24/2018
 TIME: 15:12:20

CITY OF BATAVIA
 EXPENDITURE COMPARISON REPORT

PAGE NUMBER: 8
 EXPCOMPI

SELECTION CRITERIA: ALL
 ACCOUNTING PERIOD: 3/18

SORTED BY: FUND,ORGANIZATION,1ST SUBTOTAL,ACCOUNT
 TOTALED ON: FUND,ORGANIZATION,1ST SUBTOTAL
 PAGE BREAKS ON: FUND,ORGANIZATION

FUND-10 GENERAL FUND
 ORGANIZATION-1018 INFORMATION SYSTEMS
 1ST SUBTOTAL-6100 SALARY&WAGES

ACCOUNT	CURRENT YEAR				PRIOR YEAR			
	BUDGET	EXPENDITURES	BALANCE	%	BUDGET	EXPENDITURES	BALANCE	%
6101 SALARIES&WAGES	314,250.00	72,306.93	241,943.07	23.01	304,944.00	70,625.52	234,318.48	23.16
6107 PART TIME WAGES	.00	.00	.00	.00	2,400.00	.00	2,400.00	.00
TOTAL-6100 SALARY&WAGES	314,250.00	72,306.93	241,943.07	23.01	307,344.00	70,625.52	236,718.48	22.98
6120 GROUP INSURANCE	62,524.00	13,600.86	48,923.14	21.75	61,314.00	13,600.86	47,713.14	22.18
6121 IMRF-CITY %	40,978.00	8,856.96	32,121.04	21.61	37,691.00	8,205.77	29,485.23	21.77
6122 CITY FICA&MEDICARE	24,040.00	5,205.24	18,834.76	21.65	23,512.00	5,084.62	18,427.38	21.63
6126 WORKERS COMPENSATI	100.00	24.99	75.01	24.99	100.00	24.99	75.01	24.99
TOTAL-6119 BENEFIT COST	127,642.00	27,688.05	99,953.95	21.69	122,617.00	26,916.24	95,700.76	21.95
6205 MEMBERSHIP	600.00	.00	600.00	.00	525.00	.00	525.00	.00
6210 TRAINING-TRAVEL	5,000.00	81.88	4,918.12	1.64	4,350.00	.00	4,350.00	.00
TOTAL-6200 EMPLOYEE DEV	5,600.00	81.88	5,518.12	1.46	4,875.00	.00	4,875.00	.00
6215 RESOURCE MATERIALS	300.00	.00	300.00	.00	300.00	.00	300.00	.00
6225 POSTAGE-SHIPPING	50.00	.47	49.53	.94	50.00	.00	50.00	.00
6230 OFFICE SUPPLIES	3,500.00	94.29	3,405.71	2.69	4,500.00	156.00	4,344.00	3.47
6231 SOFTWARE	139,750.00	575.00	139,175.00	.41	33,200.00	727.98	32,472.02	2.19
6241 FUEL	100.00	.00	100.00	.00	300.00	.00	300.00	.00
6250 PHONE	26,944.00	2,140.54	24,803.46	7.94	17,144.00	2,146.96	14,997.04	12.52
TOTAL-6214 COMMODITIES	170,644.00	2,810.30	167,833.70	1.65	55,494.00	3,030.94	52,463.06	5.46
6325 R&M OFFICE EQUIPME	34,650.00	7,063.55	27,586.45	20.39	36,325.00	782.14	35,542.86	2.15
TOTAL-6300 REPAIR&MAINT	34,650.00	7,063.55	27,586.45	20.39	36,325.00	782.14	35,542.86	2.15
6355 PROFESSIONAL SERVI	95,975.00	22,975.17	72,999.83	23.94	89,050.00	24,672.73	64,377.27	27.71
6375 SOFTWARE SUPPORT	172,057.00	61,282.81	110,774.19	35.62	162,995.00	67,097.79	95,897.21	41.17
TOTAL-6350 PROFESSIONAL	268,032.00	84,257.98	183,774.02	31.44	252,045.00	91,770.52	160,274.48	36.41
6405 TECHNOLOGY EQUIPME	98,800.00	28,485.04	70,314.96	28.83	144,640.00	58,711.19	85,928.81	40.59
TOTAL-6400 CAPITAL	98,800.00	28,485.04	70,314.96	28.83	144,640.00	58,711.19	85,928.81	40.59
6505 GENERAL LIABILITY	5,500.00	.00	5,500.00	.00	1,292.00	603.53	688.47	46.71
TOTAL-6500 INSURANCE	5,500.00	.00	5,500.00	.00	1,292.00	603.53	688.47	46.71
TOTAL-1018 INFORMATION	1,025,118.00	222,693.73	802,424.27	21.72	924,632.00	252,440.08	672,191.92	27.30

SUNGARD PENTAMATION
 DATE: 04/24/2018
 TIME: 15:12:20

CITY OF BATAVIA
 EXPENDITURE COMPARISON REPORT

PAGE NUMBER: 9
 EXPCOMP1

SELECTION CRITERIA: ALL
 ACCOUNTING PERIOD: 3/18

SORTED BY: FUND, ORGANIZATION, 1ST SUBTOTAL, ACCOUNT
 TOTALED ON: FUND, ORGANIZATION, 1ST SUBTOTAL
 PAGE BREAKS ON: FUND, ORGANIZATION

FUND-10 GENERAL FUND
 ORGANIZATION-1019 UTILITY BILLING
 1ST SUBTOTAL-6100 SALARY&WAGES

ACCOUNT	CURRENT YEAR				PRIOR YEAR			
	BUDGET	EXPENDITURES	BALANCE	%	BUDGET	EXPENDITURES	BALANCE	%
6101 SALARIES&WAGES	200,000.00	44,605.85	155,394.15	22.30	191,010.00	45,458.25	145,551.75	23.80
TOTAL-6100 SALARY&WAGES	200,000.00	44,605.85	155,394.15	22.30	191,010.00	45,458.25	145,551.75	23.80
6120 GROUP INSURANCE	35,090.00	9,348.15	25,741.85	26.64	34,985.00	7,495.56	27,489.44	21.43
6121 IMRF-CITY %	26,080.00	5,461.07	20,618.93	20.94	23,609.00	5,400.32	18,208.68	22.87
6122 CITY FICA&MEDICARE	15,300.00	3,206.07	12,093.93	20.95	14,612.00	3,323.13	11,288.87	22.74
6126 WORKERS COMPENSATI	100.00	24.99	75.01	24.99	100.00	24.99	75.01	24.99
TOTAL-6119 BENEFIT COST	76,570.00	18,040.28	58,529.72	23.56	73,306.00	16,244.00	57,062.00	22.16
6210 TRAINING-TRAVEL	500.00	.00	500.00	.00	600.00	.00	600.00	.00
TOTAL-6200 EMPLOYEE DEV	500.00	.00	500.00	.00	600.00	.00	600.00	.00
6225 POSTAGE-SHIPPING	56,500.00	5,479.12	51,020.88	9.70	57,000.00	9,211.03	47,788.97	16.16
6230 OFFICE SUPPLIES	3,500.00	681.00	2,819.00	19.46	2,500.00	292.10	2,207.90	11.68
6231 SOFTWARE	18,500.00	9,177.00	9,323.00	49.61	14,500.00	8,996.00	5,504.00	62.04
6276 OTHER EQUIPMENT	.00	.00	.00	.00	15,000.00	.00	15,000.00	.00
TOTAL-6214 COMMODITIES	78,500.00	15,337.12	63,162.88	19.54	89,000.00	18,499.13	70,500.87	20.79
6355 PROFESSIONAL SERVI	36,500.00	1,360.41	35,139.59	3.73	35,000.00	8,006.30	26,993.70	22.88
TOTAL-6350 PROFESSIONAL	36,500.00	1,360.41	35,139.59	3.73	35,000.00	8,006.30	26,993.70	22.88
6505 GENERAL LIABILITY	1,000.00	.00	1,000.00	.00	698.00	326.05	371.95	46.71
TOTAL-6500 INSURANCE	1,000.00	.00	1,000.00	.00	698.00	326.05	371.95	46.71
6625 BAD DEBT EXPENSE	6,000.00	1,086.76	4,913.24	18.11	6,000.00	1,047.71	4,952.29	17.46
TOTAL-6700 OTHER EXPENS	6,000.00	1,086.76	4,913.24	18.11	6,000.00	1,047.71	4,952.29	17.46
TOTAL-1019 UTILITY BILL	399,070.00	80,430.42	318,639.58	20.15	395,614.00	89,581.44	306,032.56	22.64

SUNGARD PENTAMATION
 DATE: 04/24/2018
 TIME: 15:12:20

CITY OF BATAVIA
 EXPENDITURE COMPARISON REPORT

PAGE NUMBER: 10
 EXPCOMP1

SELECTION CRITERIA: ALL
 ACCOUNTING PERIOD: 3/18

SORTED BY: FUND, ORGANIZATION, 1ST SUBTOTAL, ACCOUNT
 TOTALED ON: FUND, ORGANIZATION, 1ST SUBTOTAL
 PAGE BREAKS ON: FUND, ORGANIZATION

FUND-10 GENERAL FUND
 ORGANIZATION-1022 ECONOMIC DEVELOPMENT
 1ST SUBTOTAL-6200 EMPLOYEE DEVELOPMENT

ACCOUNT	CURRENT YEAR				PRIOR YEAR			
	BUDGET	EXPENDITURES	BALANCE	%	BUDGET	EXPENDITURES	BALANCE	%
6205 MEMBERSHIP	1,000.00	.00	1,000.00	.00	1,000.00	.00	1,000.00	.00
6210 TRAINING-TRAVEL	4,200.00	.00	4,200.00	.00	700.00	.00	700.00	.00
TOTAL-6200 EMPLOYEE DEV	5,200.00	.00	5,200.00	.00	1,700.00	.00	1,700.00	.00
6225 POSTAGE-SHIPPING	3,100.00	.00	3,100.00	.00	3,000.00	.00	3,000.00	.00
6230 OFFICE SUPPLIES	100.00	.00	100.00	.00	75.00	.00	75.00	.00
6235 PRINTING	5,100.00	3,447.00	1,653.00	67.59	.00	.00	.00	.00
TOTAL-6214 COMMODITIES	8,300.00	3,447.00	4,853.00	41.53	3,075.00	.00	3,075.00	.00
6355 PROFESSIONAL SERVI	128,500.00	24,988.76	103,511.24	19.45	122,040.00	24,611.32	97,428.68	20.17
TOTAL-6350 PROFESSIONAL	128,500.00	24,988.76	103,511.24	19.45	122,040.00	24,611.32	97,428.68	20.17
TOTAL-1022 ECONOMIC DEV	142,000.00	28,435.76	113,564.24	20.03	126,815.00	24,611.32	102,203.68	19.41

SUNGARD PENTAMATION
 DATE: 04/24/2018
 TIME: 15:12:20

CITY OF BATAVIA
 EXPENDITURE COMPARISON REPORT

PAGE NUMBER: 11
 EXPCOMPI

SELECTION CRITERIA: ALL
 ACCOUNTING PERIOD: 3/18

SORTED BY: FUND,ORGANIZATION,1ST SUBTOTAL,ACCOUNT
 TOTALED ON: FUND,ORGANIZATION,1ST SUBTOTAL
 PAGE BREAKS ON: FUND,ORGANIZATION

FUND-10 GENERAL FUND
 ORGANIZATION-1031 POLICE
 1ST SUBTOTAL-6100 SALARY&WAGES

ACCOUNT	CURRENT YEAR				PRIOR YEAR			
	BUDGET	EXPENDITURES	BALANCE	%	BUDGET	EXPENDITURES	BALANCE	%
6101 SALARIES&WAGES	4,899,447.00	1,087,983.81	3,811,463.19	22.21	4,716,638.00	1,095,092.59	3,621,545.41	23.22
6102 OVERTIME	260,000.00	52,476.06	207,523.94	20.18	252,810.00	52,025.94	200,784.06	20.58
6104 STAND-BY PAY	.00	384.46	-384.46	.00	.00	.00	.00	.00
6105 OUTSIDE WORK AGREE	25,000.00	1,708.43	23,291.57	6.83	17,500.00	5,122.17	12,377.83	29.27
6107 PART TIME WAGES	59,935.00	12,289.78	47,645.22	20.51	42,745.00	14,545.00	28,200.00	34.03
TOTAL-6100 SALARY&WAGES	5,244,382.00	1,154,842.54	4,089,539.46	22.02	5,029,693.00	1,166,785.70	3,862,907.30	23.20
6120 GROUP INSURANCE	954,850.00	184,417.68	770,432.32	19.31	942,635.00	177,602.52	765,032.48	18.84
6121 IMRF-CITY %	72,633.00	15,164.51	57,468.49	20.88	65,624.00	14,884.62	50,739.38	22.68
6122 CITY FICA&MEDICARE	114,294.00	24,161.44	90,132.56	21.14	108,499.00	24,317.47	84,181.53	22.41
6123 CITY PENSION CONTR	1,909,286.00	.00	1,909,286.00	.00	1,803,057.00	.00	1,803,057.00	.00
6126 WORKERS COMPENSATI	150,000.00	37,500.00	112,500.00	25.00	150,000.00	37,500.00	112,500.00	25.00
TOTAL-6119 BENEFIT COST	3,201,063.00	261,243.63	2,939,819.37	8.16	3,069,815.00	254,304.61	2,815,510.39	8.28
6201 POLICE & FIRE BOAR	35,060.00	6,637.16	28,422.84	18.93	15,100.00	2,138.32	12,961.68	14.16
6205 MEMBERSHIP	6,580.00	540.00	6,040.00	8.21	7,510.00	655.00	6,855.00	8.72
6210 TRAINING-TRAVEL	31,043.00	4,734.62	26,308.38	15.25	30,067.00	2,846.67	27,220.33	9.47
TOTAL-6200 EMPLOYEE DEV	72,683.00	11,911.78	60,771.22	16.39	52,677.00	5,639.99	47,037.01	10.71
6215 RESOURCE MATERIALS	1,464.00	.00	1,464.00	.00	1,814.00	.00	1,814.00	.00
6225 POSTAGE-SHIPPING	6,000.00	1,031.21	4,968.79	17.19	5,000.00	1,453.64	3,546.36	29.07
6230 OFFICE SUPPLIES	24,600.00	6,988.58	17,611.42	28.41	20,425.00	3,718.86	16,706.14	18.21
6233 VEHICLE & EQUIP SU	7,000.00	134.81	6,865.19	1.93	6,000.00	63.10	5,936.90	1.05
6235 PRINTING	11,850.00	619.19	11,230.81	5.23	12,650.00	1,995.81	10,654.19	15.78
6237 COMMUNICATION SUPP	2,500.00	764.14	1,735.86	30.57	5,500.00	.00	5,500.00	.00
6239 INVESTIGATIVE SUPP	5,000.00	64.73	4,935.27	1.29	5,000.00	617.80	4,382.20	12.36
6241 FUEL	60,000.00	13,715.39	46,284.61	22.86	64,500.00	12,924.45	51,575.55	20.04
6242 PATROL SUPPLIES	7,000.00	553.69	6,446.31	7.91	6,400.00	1,514.40	4,885.60	23.66
6247 AMMUNITION/SAFETY	22,962.00	3,511.00	19,451.00	15.29	17,962.00	131.35	17,830.65	.73
6250 PHONE	12,000.00	2,245.18	9,754.82	18.71	13,000.00	2,639.06	10,360.94	20.30
6255 CLOTHING & UNIFORM	66,293.00	9,127.53	57,165.47	13.77	64,424.00	12,399.96	52,024.04	19.25
6276 OTHER EQUIPMENT	26,900.00	2,474.00	24,426.00	9.20	11,506.00	.00	11,506.00	.00
TOTAL-6214 COMMODITIES	253,569.00	41,229.45	212,339.55	16.26	234,181.00	37,458.43	196,722.57	16.00
6310 R&M-VEHICLE	40,000.00	4,763.60	35,236.40	11.91	50,000.00	6,568.08	43,431.92	13.14
6325 R&M OFFICE EQUIPME	4,380.00	937.56	3,442.44	21.41	3,180.00	959.13	2,220.87	30.16
6340 R&M FIELD EQUIPMEN	11,550.00	3,000.00	8,550.00	25.97	9,000.00	3,747.50	5,252.50	41.64
TOTAL-6300 REPAIR&MAINT	55,930.00	8,701.16	47,228.84	15.56	62,180.00	11,274.71	50,905.29	18.13
6355 PROFESSIONAL SERVI	79,170.00	33,518.70	45,651.30	42.34	68,490.00	19,435.63	49,054.37	28.38
6362 TRI-COM DISPATCH	415,002.00	97,025.25	317,976.75	23.38	373,075.00	120,351.80	252,723.20	32.26
TOTAL-6350 PROFESSIONAL	494,172.00	130,543.95	363,628.05	26.42	441,565.00	139,787.43	301,777.57	31.66
6450 VEHICLES	137,209.00	.00	137,209.00	.00	133,394.00	.00	133,394.00	.00
TOTAL-6400 CAPITAL	137,209.00	.00	137,209.00	.00	133,394.00	.00	133,394.00	.00

SUNGARD PENTAMATION
 DATE: 04/24/2018
 TIME: 15:12:20

CITY OF BATAVIA
 EXPENDITURE COMPARISON REPORT

PAGE NUMBER: 12
 EXPCOMPI

SELECTION CRITERIA: ALL
 ACCOUNTING PERIOD: 3/18

SORTED BY: FUND, ORGANIZATION, 1ST SUBTOTAL, ACCOUNT
 TOTALED ON: FUND, ORGANIZATION, 1ST SUBTOTAL
 PAGE BREAKS ON: FUND, ORGANIZATION

FUND-10 GENERAL FUND
 ORGANIZATION-1031 POLICE
 1ST SUBTOTAL-6400 CAPITAL

ACCOUNT	CURRENT YEAR				PRIOR YEAR			
	BUDGET	EXPENDITURES	BALANCE	%	BUDGET	EXPENDITURES	BALANCE	%
6505 GENERAL LIABILITY	105,000.00	1,771.00	103,229.00	1.69	107,834.00	41,030.08	66,803.92	38.05
TOTAL-6500 INSURANCE	105,000.00	1,771.00	103,229.00	1.69	107,834.00	41,030.08	66,803.92	38.05
TOTAL-1031 POLICE	9,564,008.00	1,610,243.51	7,953,764.49	16.84	9,131,339.00	1,656,280.95	7,475,058.05	18.14

SUNGARD PENTAMATION
 DATE: 04/24/2018
 TIME: 15:12:20

CITY OF BATAVIA
 EXPENDITURE COMPARISON REPORT

PAGE NUMBER: 13
 EXPCOMPI

SELECTION CRITERIA: ALL
 ACCOUNTING PERIOD: 3/18

SORTED BY: FUND,ORGANIZATION,1ST SUBTOTAL,ACCOUNT
 TOTALED ON: FUND,ORGANIZATION,1ST SUBTOTAL
 PAGE BREAKS ON: FUND,ORGANIZATION

FUND-10 GENERAL FUND
 ORGANIZATION-1032 FIRE
 1ST SUBTOTAL-6100 SALARY&WAGES

ACCOUNT	CURRENT YEAR				PRIOR YEAR			
	BUDGET	EXPENDITURES	BALANCE	%	BUDGET	EXPENDITURES	BALANCE	%
6101 SALARIES&WAGES	2,501,276.00	533,881.96	1,967,394.04	21.34	2,379,265.00	494,266.66	1,884,998.34	20.77
6102 OVERTIME	259,000.00	31,376.49	227,623.51	12.11	245,000.00	60,443.52	184,556.48	24.67
6107 PART TIME WAGES	525,000.00	117,999.11	407,000.89	22.48	526,972.00	113,541.88	413,430.12	21.55
TOTAL-6100 SALARY&WAGES	3,285,276.00	683,257.56	2,602,018.44	20.80	3,151,237.00	668,252.06	2,482,984.94	21.21
6120 GROUP INSURANCE	518,768.00	116,579.58	402,188.42	22.47	586,798.00	103,896.35	482,901.65	17.71
6121 IMRF-CITY %	8,946.00	1,822.56	7,123.44	20.37	8,076.00	1,735.21	6,340.79	21.49
6122 CITY FICA&MEDICARE	84,440.00	17,533.12	66,906.88	20.76	82,416.00	17,202.05	65,213.95	20.87
6123 CITY PENSION CONTR	842,498.00	.00	842,498.00	.00	756,714.00	.00	756,714.00	.00
6126 WORKERS COMPENSATI	40,000.00	10,000.02	29,999.98	25.00	40,000.00	10,000.02	29,999.98	25.00
6127 WORK COMP-POC'S	2,550.00	2,550.00	.00	100.00	2,550.00	2,550.00	.00	100.00
TOTAL-6119 BENEFIT COST	1,497,202.00	148,485.28	1,348,716.72	9.92	1,476,554.00	135,383.63	1,341,170.37	9.17
6205 MEMBERSHIP	5,800.00	701.69	5,098.31	12.10	5,700.00	1,126.47	4,573.53	19.76
6210 TRAINING-TRAVEL	37,500.00	3,728.00	33,772.00	9.94	37,500.00	4,206.10	33,293.90	11.22
TOTAL-6200 EMPLOYEE DEV	43,300.00	4,429.69	38,870.31	10.23	43,200.00	5,332.57	37,867.43	12.34
6215 RESOURCE MATERIALS	1,800.00	609.40	1,190.60	33.86	1,700.00	477.40	1,222.60	28.08
6225 POSTAGE-SHIPPING	900.00	69.46	830.54	7.72	860.00	68.79	791.21	8.00
6230 OFFICE SUPPLIES	4,400.00	491.26	3,908.74	11.17	4,300.00	486.17	3,813.83	11.31
6233 VEHICLE & EQUIP SU	16,300.00	2,040.60	14,259.40	12.52	16,300.00	587.39	15,712.61	3.60
6235 PRINTING	860.00	.00	860.00	.00	860.00	.00	860.00	.00
6237 COMMUNICATION SUPP	7,000.00	1,456.00	5,544.00	20.80	6,200.00	.00	6,200.00	.00
6241 FUEL	22,000.00	7,005.74	14,994.26	31.84	20,500.00	4,870.78	15,629.22	23.76
6250 PHONE	6,900.00	1,019.16	5,880.84	14.77	6,900.00	969.42	5,930.58	14.05
6251 PUBLIC EDUCATION	2,600.00	.00	2,600.00	.00	2,500.00	.00	2,500.00	.00
6253 HAZ-MAT SUPPLIES	2,600.00	556.00	2,044.00	21.38	2,550.00	1,631.07	918.93	63.96
6255 CLOTHING & UNIFORM	36,000.00	882.50	35,117.50	2.45	34,000.00	5,254.99	28,745.01	15.46
6256 RESCUE MATERIALS	10,500.00	.00	10,500.00	.00	10,300.00	378.32	9,921.68	3.67
6257 MEDICAL SUPPLIES	7,100.00	1,076.87	6,023.13	15.17	6,800.00	719.37	6,080.63	10.58
6259 MEALS & REFRESHMEN	2,900.00	187.28	2,712.72	6.46	2,850.00	347.54	2,502.46	12.19
6260 UTILITIES	57,000.00	12,016.39	44,983.61	21.08	57,000.00	11,544.25	45,455.75	20.25
6264 GENERAL SUPPLIES	10,000.00	3,029.11	6,970.89	30.29	9,800.00	1,398.55	8,401.45	14.27
6276 OTHER EQUIPMENT	32,000.00	1,046.62	30,953.38	3.27	25,000.00	2,053.56	22,946.44	8.21
TOTAL-6214 COMMODITIES	220,860.00	31,486.39	189,373.61	14.26	208,420.00	30,787.60	177,632.40	14.77
6310 R&M-VEHICLE	78,000.00	19,289.18	58,710.82	24.73	78,000.00	4,567.30	73,432.70	5.86
6315 R&M-BUILDING	21,000.00	4,259.37	16,740.63	20.28	20,000.00	1,494.73	18,505.27	7.47
6325 R&M OFFICE EQUIPME	2,000.00	414.00	1,586.00	20.70	2,000.00	205.62	1,794.38	10.28
6340 R&M FIELD EQUIPMEN	1,200.00	.00	1,200.00	.00	900.00	.00	900.00	.00
6361 TRI-CITY AMBULANCE	405,000.00	91,872.85	313,127.15	22.68	367,491.00	27,840.28	339,650.72	7.58
TOTAL-6300 REPAIR&MAINT	507,200.00	115,835.40	391,364.60	22.84	468,391.00	34,107.93	434,283.07	7.28
6355 PROFESSIONAL SERVI	9,600.00	.00	9,600.00	.00	9,500.00	220.38	9,279.62	2.32
6362 TRI-COM DISPATCH	85,559.00	18,898.25	66,660.75	22.09	73,058.00	19,591.98	53,466.02	26.82

SUNGARD PENTAMATION
 DATE: 04/24/2018
 TIME: 15:12:20

CITY OF BATAVIA
 EXPENDITURE COMPARISON REPORT

PAGE NUMBER: 14
 EXPCOMPI

SELECTION CRITERIA: ALL
 ACCOUNTING PERIOD: 3/18

SORTED BY: FUND, ORGANIZATION, 1ST SUBTOTAL, ACCOUNT
 TOTALED ON: FUND, ORGANIZATION, 1ST SUBTOTAL
 PAGE BREAKS ON: FUND, ORGANIZATION

FUND-10 GENERAL FUND
 ORGANIZATION-1032 FIRE
 1ST SUBTOTAL-6350 PROFESSIONAL SERVICES

ACCOUNT		CURRENT YEAR				PRIOR YEAR			
		BUDGET	EXPENDITURES	BALANCE	%	BUDGET	EXPENDITURES	BALANCE	%
TOTAL-6350	PROFESSIONAL	95,159.00	18,898.25	76,260.75	19.86	82,558.00	19,812.36	62,745.64	24.00
6505	GENERAL LIABILITY	38,000.00	1,148.00	36,852.00	3.02	41,867.00	19,557.43	22,309.57	46.71
TOTAL-6500	INSURANCE	38,000.00	1,148.00	36,852.00	3.02	41,867.00	19,557.43	22,309.57	46.71
TOTAL-1032	FIRE	5,686,997.00	1,003,540.57	4,683,456.43	17.65	5,472,227.00	913,233.58	4,558,993.42	16.69

SUNGARD PENTAMATION
 DATE: 04/24/2018
 TIME: 15:12:20

CITY OF BATAVIA
 EXPENDITURE COMPARISON REPORT

PAGE NUMBER: 15
 EXPCOMPI

SELECTION CRITERIA: ALL
 ACCOUNTING PERIOD: 3/18

SORTED BY: FUND,ORGANIZATION,1ST SUBTOTAL,ACCOUNT
 TOTALED ON: FUND,ORGANIZATION,1ST SUBTOTAL
 PAGE BREAKS ON: FUND,ORGANIZATION

FUND-10 GENERAL FUND
 ORGANIZATION-1033 ESDA
 1ST SUBTOTAL-6100 SALARY&WAGES

ACCOUNT	CURRENT YEAR				PRIOR YEAR			
	BUDGET	EXPENDITURES	BALANCE	%	BUDGET	EXPENDITURES	BALANCE	%
6107 PART TIME WAGES	18,727.00	2,550.00	16,177.00	13.62	17,800.00	2,550.00	15,250.00	14.33
TOTAL-6100 SALARY&WAGES	18,727.00	2,550.00	16,177.00	13.62	17,800.00	2,550.00	15,250.00	14.33
6122 CITY FICA&MEDICARE	1,433.00	195.09	1,237.91	13.61	1,362.00	195.09	1,166.91	14.32
TOTAL-6119 BENEFIT COST	1,433.00	195.09	1,237.91	13.61	1,362.00	195.09	1,166.91	14.32
6202 MEAL ALLOWANCE	300.00	.00	300.00	.00	300.00	.00	300.00	.00
6205 MEMBERSHIP	150.00	.00	150.00	.00	150.00	.00	150.00	.00
6210 TRAINING-TRAVEL	1,000.00	120.00	880.00	12.00	1,000.00	172.50	827.50	17.25
TOTAL-6200 EMPLOYEE DEV	1,450.00	120.00	1,330.00	8.28	1,450.00	172.50	1,277.50	11.90
6230 OFFICE SUPPLIES	200.00	.00	200.00	.00	200.00	.00	200.00	.00
6237 COMMUNICATION SUPP	360.00	.00	360.00	.00	350.00	.00	350.00	.00
6241 FUEL	450.00	.00	450.00	.00	450.00	.00	450.00	.00
6242 PATROL SUPPLIES	210.00	.00	210.00	.00	200.00	.00	200.00	.00
6250 PHONE	900.00	362.79	537.21	40.31	900.00	140.94	759.06	15.66
6255 CLOTHING & UNIFORM	900.00	.00	900.00	.00	900.00	.00	900.00	.00
6260 UTILITIES	2,100.00	449.31	1,650.69	21.40	2,100.00	446.18	1,653.82	21.25
6264 GENERAL SUPPLIES	300.00	.00	300.00	.00	300.00	.00	300.00	.00
TOTAL-6214 COMMODITIES	5,420.00	812.10	4,607.90	14.98	5,400.00	587.12	4,812.88	10.87
6310 R&M-VEHICLE	1,500.00	.00	1,500.00	.00	1,200.00	.00	1,200.00	.00
6340 R&M FIELD EQUIPMEN	6,700.00	.00	6,700.00	.00	6,500.00	.00	6,500.00	.00
TOTAL-6300 REPAIR&MAINT	8,200.00	.00	8,200.00	.00	7,700.00	.00	7,700.00	.00
TOTAL-1033 ESDA	35,230.00	3,677.19	31,552.81	10.44	33,712.00	3,504.71	30,207.29	10.40

SUNGARD PENTAMATION
 DATE: 04/24/2018
 TIME: 15:12:20

CITY OF BATAVIA
 EXPENDITURE COMPARISON REPORT

PAGE NUMBER: 16
 EXPCOMPI

SELECTION CRITERIA: ALL
 ACCOUNTING PERIOD: 3/18

SORTED BY: FUND,ORGANIZATION,1ST SUBTOTAL,ACCOUNT
 TOTALED ON: FUND,ORGANIZATION,1ST SUBTOTAL
 PAGE BREAKS ON: FUND,ORGANIZATION

FUND-10 GENERAL FUND
 ORGANIZATION-1045 STREETS & WALKS
 1ST SUBTOTAL-6100 SALARY&WAGES

ACCOUNT	CURRENT YEAR				PRIOR YEAR			
	BUDGET	EXPENDITURES	BALANCE	%	BUDGET	EXPENDITURES	BALANCE	%
6101 SALARIES&WAGES	1,472,000.00	342,127.18	1,129,872.82	23.24	1,413,972.00	321,309.05	1,092,662.95	22.72
6102 OVERTIME	75,000.00	25,414.84	49,585.16	33.89	65,000.00	5,726.30	59,273.70	8.81
6103 DOUBLE TIME	85,000.00	83,176.78	1,823.22	97.86	80,000.00	8,929.34	71,070.66	11.16
6104 STAND-BY PAY	34,000.00	4,807.11	29,192.89	14.14	34,000.00	6,913.16	27,086.84	20.33
6107 PART TIME WAGES	10,000.00	.00	10,000.00	.00	10,000.00	72.00	9,928.00	.72
TOTAL-6100 SALARY&WAGES	1,676,000.00	455,525.91	1,220,474.09	27.18	1,602,972.00	342,949.85	1,260,022.15	21.39
6120 GROUP INSURANCE	389,053.00	83,011.81	306,041.19	21.34	370,158.00	84,628.95	285,529.05	22.86
6121 IMRF-CITY %	217,246.00	56,579.31	160,666.69	26.04	196,891.00	39,211.90	157,679.10	19.92
6122 CITY FICA&MEDICARE	128,214.00	33,232.70	94,981.30	25.92	122,627.00	24,056.09	98,570.91	19.62
6126 WORKERS COMPENSATI	60,000.00	15,000.00	45,000.00	25.00	60,000.00	15,000.00	45,000.00	25.00
TOTAL-6119 BENEFIT COST	794,513.00	187,823.82	606,689.18	23.64	749,676.00	162,896.94	586,779.06	21.73
6202 MEAL ALLOWANCE	1,000.00	932.98	67.02	93.30	1,000.00	.00	1,000.00	.00
6210 TRAINING-TRAVEL	4,500.00	505.00	3,995.00	11.22	3,150.00	923.00	2,227.00	29.30
TOTAL-6200 EMPLOYEE DEV	5,500.00	1,437.98	4,062.02	26.15	4,150.00	923.00	3,227.00	22.24
6225 POSTAGE-SHIPPIG	800.00	11.87	788.13	1.48	750.00	12.47	737.53	1.66
6230 OFFICE SUPPLIES	1,500.00	320.54	1,179.46	21.37	1,500.00	422.43	1,077.57	28.16
6233 VEHICLE & EQUIP SU	75,000.00	19,460.63	55,539.37	25.95	70,000.00	13,027.04	56,972.96	18.61
6235 PRINTING	500.00	.00	500.00	.00	.00	.00	.00	.00
6237 COMMUNICATION SUPP	1,000.00	.00	1,000.00	.00	1,000.00	.00	1,000.00	.00
6240 MATERIALS	105,000.00	8,574.41	96,425.59	8.17	100,000.00	17,135.47	82,864.53	17.14
6241 FUEL	50,000.00	21,501.40	28,498.60	43.00	50,000.00	9,988.29	40,011.71	19.98
6243 SALT & DE-ICER	275,000.00	167,116.88	107,883.12	60.77	265,000.00	98,597.18	166,402.82	37.21
6250 PHONE	7,500.00	1,182.80	6,317.20	15.77	7,500.00	1,153.60	6,346.40	15.38
6255 CLOTHING & UNIFORM	10,000.00	1,573.03	8,426.97	15.73	10,000.00	1,083.75	8,916.25	10.84
6259 MEALS & REFRESHMEN	1,000.00	78.34	921.66	7.83	1,000.00	228.12	771.88	22.81
6260 UTILITIES	30,000.00	5,286.83	24,713.17	17.62	30,000.00	6,219.80	23,780.20	20.73
6261 SAFETY SUPPLIES	3,000.00	444.06	2,555.94	14.80	3,000.00	620.78	2,379.22	20.69
6264 GENERAL SUPPLIES	30,000.00	3,964.19	26,035.81	13.21	30,000.00	6,321.38	23,678.62	21.07
6276 OTHER EQUIPMENT	27,000.00	10,253.94	16,746.06	37.98	19,000.00	.00	19,000.00	.00
6286 LANDFILL FEES	12,000.00	.00	12,000.00	.00	11,000.00	935.36	10,064.64	8.50
6293 ORNAMENTAL SUPPLIE	25,000.00	3,563.09	21,436.91	14.25	25,000.00	1,396.99	23,603.01	5.59
TOTAL-6214 COMMODITIES	654,300.00	243,332.01	410,967.99	37.19	624,750.00	157,142.66	467,607.34	25.15
6310 R&M-VEHICLE	25,000.00	7,082.42	17,917.58	28.33	25,000.00	10,636.45	14,363.55	42.55
6315 R&M-BUILDING	74,000.00	6,849.92	67,150.08	9.26	38,000.00	6,596.58	31,403.42	17.36
6330 R&M CITY PROPERTIE	280,000.00	41,387.00	238,613.00	14.78	248,500.00	14,302.75	234,197.25	5.76
6340 R&M FIELD EQUIPMEN	20,000.00	651.45	19,348.55	3.26	22,000.00	1,705.71	20,294.29	7.75
TOTAL-6300 REPAIR&MAINT	399,000.00	55,970.79	343,029.21	14.03	333,500.00	33,241.49	300,258.51	9.97
6356 PEST & ANIMAL CONT	79,500.00	60.00	79,440.00	.08	73,000.00	.00	73,000.00	.00
6357 FORESTRY	440,000.00	3,311.33	436,688.67	.75	415,000.00	14,967.44	400,032.56	3.61
TOTAL-6350 PROFESSIONAL	519,500.00	3,371.33	516,128.67	.65	488,000.00	14,967.44	473,032.56	3.07

SUNGARD PENTAMATION
 DATE: 04/24/2018
 TIME: 15:12:20

CITY OF BATAVIA
 EXPENDITURE COMPARISON REPORT

PAGE NUMBER: 17
 EXPCOMPI

SELECTION CRITERIA: ALL
 ACCOUNTING PERIOD: 3/18

SORTED BY: FUND, ORGANIZATION, 1ST SUBTOTAL, ACCOUNT
 TOTALED ON: FUND, ORGANIZATION, 1ST SUBTOTAL
 PAGE BREAKS ON: FUND, ORGANIZATION

FUND-10 GENERAL FUND
 ORGANIZATION-1045 STREETS & WALKS
 1ST SUBTOTAL-6350 PROFESSIONAL SERVICES

ACCOUNT	CURRENT YEAR				PRIOR YEAR			
	BUDGET	EXPENDITURES	BALANCE	%	BUDGET	EXPENDITURES	BALANCE	%
6430 CAPITAL REPAIRS	132,000.00	.00	132,000.00	.00	.00	.00	.00	.00
TOTAL-6400 CAPITAL	132,000.00	.00	132,000.00	.00	.00	.00	.00	.00
6505 GENERAL LIABILITY	45,000.00	2,127.54	42,872.46	4.73	41,867.00	23,909.33	17,957.67	57.11
TOTAL-6500 INSURANCE	45,000.00	2,127.54	42,872.46	4.73	41,867.00	23,909.33	17,957.67	57.11
TOTAL-1045 STREETS & WA	4,225,813.00	949,589.38	3,276,223.62	22.47	3,844,915.00	736,030.71	3,108,884.29	19.14

SUNGARD PENTAMATION
 DATE: 04/24/2018
 TIME: 15:12:20

CITY OF BATAVIA
 EXPENDITURE COMPARISON REPORT

PAGE NUMBER: 18
 EXPCOMPI

SELECTION CRITERIA: ALL
 ACCOUNTING PERIOD: 3/18

SORTED BY: FUND,ORGANIZATION,1ST SUBTOTAL,ACCOUNT
 TOTALED ON: FUND,ORGANIZATION,1ST SUBTOTAL
 PAGE BREAKS ON: FUND,ORGANIZATION

FUND-10 GENERAL FUND
 ORGANIZATION-1075 GENERAL GOV-UTILITIES
 1ST SUBTOTAL-6700 OTHER EXPENSE

ACCOUNT	CURRENT YEAR				PRIOR YEAR			
	BUDGET	EXPENDITURES	BALANCE	%	BUDGET	EXPENDITURES	BALANCE	%
6628 UTILITY ADMINISTRA	-1,645,000.00	-411,249.96	-1,233,750.04	25.00	-1,284,843.00	-321,210.78	-963,632.22	25.00
TOTAL-6700 OTHER EXPENS	-1,645,000.00	-411,249.96	-1,233,750.04	25.00	-1,284,843.00	-321,210.78	-963,632.22	25.00
TOTAL-1075 GENERAL GOV-	-1,645,000.00	-411,249.96	-1,233,750.04	25.00	-1,284,843.00	-321,210.78	-963,632.22	25.00

SUNGARD PENTAMATION
 DATE: 04/24/2018
 TIME: 15:12:20

CITY OF BATAVIA
 EXPENDITURE COMPARISON REPORT

PAGE NUMBER: 19
 EXPCOMPI

SELECTION CRITERIA: ALL
 ACCOUNTING PERIOD: 3/18

SORTED BY: FUND, ORGANIZATION, 1ST SUBTOTAL, ACCOUNT
 TOTALED ON: FUND, ORGANIZATION, 1ST SUBTOTAL
 PAGE BREAKS ON: FUND, ORGANIZATION

FUND-10 GENERAL FUND
 ORGANIZATION-1090 INTERFUND
 1ST SUBTOTAL-7000 INTERFUND

ACCOUNT	CURRENT YEAR				PRIOR YEAR			
	BUDGET	EXPENDITURES	BALANCE	%	BUDGET	EXPENDITURES	BALANCE	%
7033 TO DRAINAGE CAPITA	700,000.00	58,333.33	641,666.67	8.33	1,270,000.00	.00	1,270,000.00	.00
7041 TO FIRE DEBT #41	711,500.00	711,500.00	.00	100.00	707,700.00	707,700.00	.00	100.00
7043 TO STREET CAPITAL	350,000.00	29,166.67	320,833.33	8.33	240,000.00	240,000.00	.00	100.00
7048 TO CTY HALL CAP FD	200,000.00	16,666.67	183,333.33	8.33	.00	.00	.00	.00
7071 TO PW CAPITAL #71	300,000.00	25,000.00	275,000.00	8.33	275,000.00	275,000.00	.00	100.00
7072 TO FIRE CAPITAL #7	275,000.00	22,916.67	252,083.33	8.33	275,000.00	275,000.00	.00	100.00
TOTAL-7000 INTERFUND	2,536,500.00	863,583.34	1,672,916.66	34.05	2,767,700.00	1,497,700.00	1,270,000.00	54.11
TOTAL-1090 INTERFUND	2,536,500.00	863,583.34	1,672,916.66	34.05	2,767,700.00	1,497,700.00	1,270,000.00	54.11
TOTAL-10 GENERAL FUND	27,160,525.00	5,305,621.59	21,854,903.41	19.53	27,094,886.00	5,746,057.96	21,348,828.04	21.21

SUNGARD PENTAMATION
 DATE: 04/24/2018
 TIME: 15:12:20

CITY OF BATAVIA
 EXPENDITURE COMPARISON REPORT

PAGE NUMBER: 20
 EXPCOMP1

SELECTION CRITERIA: ALL
 ACCOUNTING PERIOD: 3/18

SORTED BY: FUND, ORGANIZATION, 1ST SUBTOTAL, ACCOUNT
 TOTALED ON: FUND, ORGANIZATION, 1ST SUBTOTAL
 PAGE BREAKS ON: FUND, ORGANIZATION

FUND-11 TIF DISTRICT #1
 ORGANIZATION-1109 TIF DISTRICT #1
 1ST SUBTOTAL-6214 COMMODITIES

ACCOUNT	CURRENT YEAR				PRIOR YEAR			
	BUDGET	EXPENDITURES	BALANCE	%	BUDGET	EXPENDITURES	BALANCE	%
6260 UTILITIES	8,000.00	2,828.04	5,171.96	35.35	5,000.00	4,668.95	331.05	93.38
TOTAL-6214 COMMODITIES	8,000.00	2,828.04	5,171.96	35.35	5,000.00	4,668.95	331.05	93.38
6355 PROFESSIONAL SERVI	165,000.00	40,000.00	125,000.00	24.24	137,500.00	13,758.92	123,741.08	10.01
TOTAL-6350 PROFESSIONAL	165,000.00	40,000.00	125,000.00	24.24	137,500.00	13,758.92	123,741.08	10.01
6420 GRANTS & REDEVELOP	105,000.00	.00	105,000.00	.00	225,000.00	.00	225,000.00	.00
6465 LAND ACQUISITION	.00	.00	.00	.00	1,610,000.00	1,866,746.00	-256,746.00	115.95
6474 INFRASTRUCTURE CON	41,801.00	11,740.33	30,060.67	28.09	7,378,317.00	88,348.18	7,289,968.82	1.20
TOTAL-6400 CAPITAL	146,801.00	11,740.33	135,060.67	8.00	9,213,317.00	1,955,094.18	7,258,222.82	21.22
6605 OTHER EXPENSE	.00	.00	.00	.00	350,000.00	.00	350,000.00	.00
TOTAL-6700 OTHER EXPENS	.00	.00	.00	.00	350,000.00	.00	350,000.00	.00
TOTAL-1109 TIF DISTRICT	319,801.00	54,568.37	265,232.63	17.06	9,705,817.00	1,973,522.05	7,732,294.95	20.33
TOTAL-11 TIF DISTRICT	319,801.00	54,568.37	265,232.63	17.06	9,705,817.00	1,973,522.05	7,732,294.95	20.33

SUNGARD PENTAMATION
 DATE: 04/24/2018
 TIME: 15:12:20

CITY OF BATAVIA
 EXPENDITURE COMPARISON REPORT

PAGE NUMBER: 21
 EXPCOMPI

SELECTION CRITERIA: ALL
 ACCOUNTING PERIOD: 3/18

SORTED BY: FUND,ORGANIZATION,1ST SUBTOTAL,ACCOUNT
 TOTALED ON: FUND,ORGANIZATION,1ST SUBTOTAL
 PAGE BREAKS ON: FUND,ORGANIZATION

FUND-12 TIF DISTRICT #3
 ORGANIZATION-1209 TIF DISTRICT #3
 1ST SUBTOTAL-6350 PROFESSIONAL SERVICES

ACCOUNT	CURRENT YEAR				PRIOR YEAR			
	BUDGET	EXPENDITURES	BALANCE	%	BUDGET	EXPENDITURES	BALANCE	%
6355 PROFESSIONAL SERVI	50,000.00	.00	50,000.00	.00	.00	.00	.00	.00
TOTAL-6350 PROFESSIONAL	50,000.00	.00	50,000.00	.00	.00	.00	.00	.00
6420 GRANTS & REDEVELOP	185,000.00	5,000.00	180,000.00	2.70	961,000.00	.00	961,000.00	.00
6474 INFRASTRUCTURE CON	210,000.00	.00	210,000.00	.00	311,683.00	.00	311,683.00	.00
TOTAL-6400 CAPITAL	395,000.00	5,000.00	390,000.00	1.27	1,272,683.00	.00	1,272,683.00	.00
TOTAL-1209 TIF DISTRICT	445,000.00	5,000.00	440,000.00	1.12	1,272,683.00	.00	1,272,683.00	.00
TOTAL-12 TIF DISTRICT	445,000.00	5,000.00	440,000.00	1.12	1,272,683.00	.00	1,272,683.00	.00

SUNGARD PENTAMATION
 DATE: 04/24/2018
 TIME: 15:12:20

CITY OF BATAVIA
 EXPENDITURE COMPARISON REPORT

PAGE NUMBER: 22
 EXPCOMPI

SELECTION CRITERIA: ALL
 ACCOUNTING PERIOD: 3/18

SORTED BY: FUND, ORGANIZATION, 1ST SUBTOTAL, ACCOUNT
 TOTALED ON: FUND, ORGANIZATION, 1ST SUBTOTAL
 PAGE BREAKS ON: FUND, ORGANIZATION

FUND-13 TIF #4 WEST TOWN
 ORGANIZATION-1309 TIF DISTRICT #4
 1ST SUBTOTAL-6400 CAPITAL

ACCOUNT	CURRENT YEAR				PRIOR YEAR			
	BUDGET	EXPENDITURES	BALANCE	%	BUDGET	EXPENDITURES	BALANCE	%
6420 GRANTS & REDEVELOP	3,000.00	.00	3,000.00	.00	.00	.00	.00	.00
TOTAL-6400 CAPITAL	3,000.00	.00	3,000.00	.00	.00	.00	.00	.00
6605 OTHER EXPENSE	100,000.00	.00	100,000.00	.00	.00	.00	.00	.00
TOTAL-6700 OTHER EXPENS	100,000.00	.00	100,000.00	.00	.00	.00	.00	.00
TOTAL-1309 TIF DISTRICT	103,000.00	.00	103,000.00	.00	.00	.00	.00	.00
TOTAL-13 TIF #4 WEST	103,000.00	.00	103,000.00	.00	.00	.00	.00	.00

SUNGARD PENTAMATION
 DATE: 04/24/2018
 TIME: 15:12:20

CITY OF BATAVIA
 EXPENDITURE COMPARISON REPORT

PAGE NUMBER: 23
 EXPCOMP1

SELECTION CRITERIA: ALL
 ACCOUNTING PERIOD: 3/18

SORTED BY: FUND, ORGANIZATION, 1ST SUBTOTAL, ACCOUNT
 TOTALED ON: FUND, ORGANIZATION, 1ST SUBTOTAL
 PAGE BREAKS ON: FUND, ORGANIZATION

FUND-14 ECONOMIC DEVELOPMNT GRANT
 ORGANIZATION-1495 ECONOMIC DEVELOPMNT GRANT
 1ST SUBTOTAL-6700 OTHER EXPENSE

ACCOUNT	CURRENT YEAR				PRIOR YEAR			
	BUDGET	EXPENDITURES	BALANCE	%	BUDGET	EXPENDITURES	BALANCE	%
6653 RECRUTING/RETENTIO	1,589,167.00	.00	1,589,167.00	.00	1,868,740.00	.00	1,868,740.00	.00
TOTAL-6700 OTHER EXPENS	1,589,167.00	.00	1,589,167.00	.00	1,868,740.00	.00	1,868,740.00	.00
TOTAL-1495 ECONOMIC DEV	1,589,167.00	.00	1,589,167.00	.00	1,868,740.00	.00	1,868,740.00	.00
TOTAL-14 ECONOMIC DEV	1,589,167.00	.00	1,589,167.00	.00	1,868,740.00	.00	1,868,740.00	.00

SUNGARD PENTAMATION
 DATE: 04/24/2018
 TIME: 15:12:20

CITY OF BATAVIA
 EXPENDITURE COMPARISON REPORT

PAGE NUMBER: 24
 EXPCOMP1

SELECTION CRITERIA: ALL
 ACCOUNTING PERIOD: 3/18

SORTED BY: FUND, ORGANIZATION, 1ST SUBTOTAL, ACCOUNT
 TOTALED ON: FUND, ORGANIZATION, 1ST SUBTOTAL
 PAGE BREAKS ON: FUND, ORGANIZATION

FUND-15 HEALTH INSURANCE
 ORGANIZATION-1540 HEALTH INSURANCE
 1ST SUBTOTAL-6119 BENEFIT COSTS

ACCOUNT	CURRENT YEAR				PRIOR YEAR			
	BUDGET	EXPENDITURES	BALANCE	%	BUDGET	EXPENDITURES	BALANCE	%
6128 LIFE INS PREMIUMS	.00	.00	.00	.00	48,000.00	.00	48,000.00	.00
6131 HEALTH/LIFE PREMIU	3,930,000.00	933,154.47	2,996,845.53	23.74	3,914,753.00	956,118.36	2,958,634.64	24.42
6132 VISION PREMIUM	30,000.00	6,960.89	23,039.11	23.20	30,000.00	6,931.32	23,068.68	23.10
6133 FLEX PLAN SECTION	150,000.00	30,570.14	119,429.86	20.38	150,000.00	35,471.76	114,528.24	23.65
6136 WELLNESS INITIATIV	4,575.00	.00	4,575.00	.00	.00	.00	.00	.00
TOTAL-6119 BENEFIT COST	4,114,575.00	970,685.50	3,143,889.50	23.59	4,142,753.00	998,521.44	3,144,231.56	24.10
TOTAL-1540 HEALTH INSUR	4,114,575.00	970,685.50	3,143,889.50	23.59	4,142,753.00	998,521.44	3,144,231.56	24.10
TOTAL-15 HEALTH INSUR	4,114,575.00	970,685.50	3,143,889.50	23.59	4,142,753.00	998,521.44	3,144,231.56	24.10

SUNGARD PENTAMATION
 DATE: 04/24/2018
 TIME: 15:12:20

CITY OF BATAVIA
 EXPENDITURE COMPARISON REPORT

PAGE NUMBER: 25
 EXPCOMPI

SELECTION CRITERIA: ALL
 ACCOUNTING PERIOD: 3/18

SORTED BY: FUND,ORGANIZATION,1ST SUBTOTAL,ACCOUNT
 TOTALED ON: FUND,ORGANIZATION,1ST SUBTOTAL
 PAGE BREAKS ON: FUND,ORGANIZATION

FUND-16 TIF #5
 ORGANIZATION-1609 TIF #5
 1ST SUBTOTAL-6400 CAPITAL

ACCOUNT	CURRENT YEAR				PRIOR YEAR			
	BUDGET	EXPENDITURES	BALANCE	%	BUDGET	EXPENDITURES	BALANCE	%
6474 INFRASTRUCTURE CON	9,800,000.00	.00	9,800,000.00	.00	.00	.00	.00	.00
TOTAL-6400 CAPITAL	9,800,000.00	.00	9,800,000.00	.00	.00	.00	.00	.00
6615 BOND ISSUANCE FEES	200,000.00	.00	200,000.00	.00	.00	.00	.00	.00
TOTAL-6600 DEBT SERVICE	200,000.00	.00	200,000.00	.00	.00	.00	.00	.00
TOTAL-1609 TIF #5	10,000,000.00	.00	10,000,000.00	.00	.00	.00	.00	.00
TOTAL-16 TIF #5	10,000,000.00	.00	10,000,000.00	.00	.00	.00	.00	.00

SUNGARD PENTAMATION
 DATE: 04/24/2018
 TIME: 15:12:20

CITY OF BATAVIA
 EXPENDITURE COMPARISON REPORT

PAGE NUMBER: 26
 EXPCOMP1

SELECTION CRITERIA: ALL
 ACCOUNTING PERIOD: 3/18

SORTED BY: FUND, ORGANIZATION, 1ST SUBTOTAL, ACCOUNT
 TOTALED ON: FUND, ORGANIZATION, 1ST SUBTOTAL
 PAGE BREAKS ON: FUND, ORGANIZATION

FUND-18 MOTOR FUEL TAX
 ORGANIZATION-1847 MOTOR FUEL TAX
 1ST SUBTOTAL-6400 CAPITAL

ACCOUNT	CURRENT YEAR				PRIOR YEAR			
	BUDGET	EXPENDITURES	BALANCE	%	BUDGET	EXPENDITURES	BALANCE	%
6471 STREET MAINTENANCE	630,000.00	.00	630,000.00	.00	130,000.00	.00	130,000.00	.00
TOTAL-6400 CAPITAL	630,000.00	.00	630,000.00	.00	130,000.00	.00	130,000.00	.00
TOTAL-1847 MOTOR FUEL T	630,000.00	.00	630,000.00	.00	130,000.00	.00	130,000.00	.00
TOTAL-18 MOTOR FUEL T	630,000.00	.00	630,000.00	.00	130,000.00	.00	130,000.00	.00

SUNGARD PENTAMATION
 DATE: 04/24/2018
 TIME: 15:12:20

CITY OF BATAVIA
 EXPENDITURE COMPARISON REPORT

PAGE NUMBER: 27
 EXPCOMP1

SELECTION CRITERIA: ALL
 ACCOUNTING PERIOD: 3/18

SORTED BY: FUND,ORGANIZATION,1ST SUBTOTAL,ACCOUNT
 TOTALED ON: FUND,ORGANIZATION,1ST SUBTOTAL
 PAGE BREAKS ON: FUND,ORGANIZATION

FUND-20 WORKMEN'S COMPENSATION
 ORGANIZATION-2020 WORKERS COMPENSATION
 1ST SUBTOTAL-6119 BENEFIT COSTS

ACCOUNT	CURRENT YEAR				PRIOR YEAR			
	BUDGET	EXPENDITURES	BALANCE	%	BUDGET	EXPENDITURES	BALANCE	%
6130 STOP LOSS PREMIUM	85,000.00	.00	85,000.00	.00	85,000.00	70,698.19	14,301.81	83.17
6146 CLAIMS PAID	500,000.00	154,107.17	345,892.83	30.82	500,000.00	102,208.53	397,791.47	20.44
TOTAL-6119 BENEFIT COST	585,000.00	154,107.17	430,892.83	26.34	585,000.00	172,906.72	412,093.28	29.56
6203 MEDICAL EXAMS	22,500.00	145.00	22,355.00	.64	25,000.00	.00	25,000.00	.00
TOTAL-6200 EMPLOYEE DEV	22,500.00	145.00	22,355.00	.64	25,000.00	.00	25,000.00	.00
6355 PROFESSIONAL SERVI	13,000.00	3,300.00	9,700.00	25.38	13,500.00	3,000.00	10,500.00	22.22
TOTAL-6350 PROFESSIONAL	13,000.00	3,300.00	9,700.00	25.38	13,500.00	3,000.00	10,500.00	22.22
TOTAL-2020 WORKERS COMP	620,500.00	157,552.17	462,947.83	25.39	623,500.00	175,906.72	447,593.28	28.21
TOTAL-20 WORKMEN'S CO	620,500.00	157,552.17	462,947.83	25.39	623,500.00	175,906.72	447,593.28	28.21

SUNGARD PENTAMATION
 DATE: 04/24/2018
 TIME: 15:12:20

CITY OF BATAVIA
 EXPENDITURE COMPARISON REPORT

PAGE NUMBER: 28
 EXPCOMPI

SELECTION CRITERIA: ALL
 ACCOUNTING PERIOD: 3/18

SORTED BY: FUND, ORGANIZATION, 1ST SUBTOTAL, ACCOUNT
 TOTALED ON: FUND, ORGANIZATION, 1ST SUBTOTAL
 PAGE BREAKS ON: FUND, ORGANIZATION

FUND-21 ELECTRIC UTILITY
 ORGANIZATION-2161 ELECTRIC CAPITAL
 1ST SUBTOTAL-6400 CAPITAL

ACCOUNT	CURRENT YEAR				PRIOR YEAR			
	BUDGET	EXPENDITURES	BALANCE	%	BUDGET	EXPENDITURES	BALANCE	%
6410 CAPITAL SUPPLIES	1,020,000.00	20,567.07	999,432.93	2.02	345,000.00	236,530.18	108,469.82	68.56
6411 ELEC POLES	260,000.00	9,224.32	250,775.68	3.55	55,000.00	53,891.81	1,108.19	97.99
6412 ELEC METERS	100,000.00	3,298.64	96,701.36	3.30	100,000.00	19,486.12	80,513.88	19.49
6416 ELEC WIRE	630,000.00	13,556.75	616,443.25	2.15	222,000.00	133,881.86	88,118.14	60.31
6435 CAP CONTRACTS	5,634,000.00	38,048.25	5,595,951.75	.68	1,825,000.00	607,580.46	1,217,419.54	33.29
6450 VEHICLES	320,000.00	.00	320,000.00	.00	290,000.00	36,566.67	253,433.33	12.61
6452 TRANSFORMERS	980,000.00	22,828.28	957,171.72	2.33	182,000.00	39,619.94	142,380.06	21.77
6455 PRIVATE USE EXPENS	.00	.00	.00	.00	60,000.00	.00	60,000.00	.00
TOTAL-6400 CAPITAL	8,944,000.00	107,523.31	8,836,476.69	1.20	3,079,000.00	1,127,557.04	1,951,442.96	36.62
TOTAL-2161 ELECTRIC CAP	8,944,000.00	107,523.31	8,836,476.69	1.20	3,079,000.00	1,127,557.04	1,951,442.96	36.62

SUNGARD PENTAMATION
 DATE: 04/24/2018
 TIME: 15:12:20

CITY OF BATAVIA
 EXPENDITURE COMPARISON REPORT

PAGE NUMBER: 29
 EXPCOMPI

SELECTION CRITERIA: ALL
 ACCOUNTING PERIOD: 3/18

SORTED BY: FUND,ORGANIZATION,1ST SUBTOTAL,ACCOUNT
 TOTALED ON: FUND,ORGANIZATION,1ST SUBTOTAL
 PAGE BREAKS ON: FUND,ORGANIZATION

FUND-21 ELECTRIC UTILITY
 ORGANIZATION-2162 METERING
 1ST SUBTOTAL-6100 SALARY&WAGES

ACCOUNT	CURRENT YEAR				PRIOR YEAR			
	BUDGET	EXPENDITURES	BALANCE	%	BUDGET	EXPENDITURES	BALANCE	%
6101 SALARIES&WAGES	257,000.00	57,946.55	199,053.45	22.55	244,742.00	56,662.19	188,079.81	23.15
6102 OVERTIME	10,000.00	5,059.47	4,940.53	50.59	6,500.00	1,994.01	4,505.99	30.68
6103 DOUBLE TIME	2,500.00	962.24	1,537.76	38.49	2,000.00	299.66	1,700.34	14.98
6104 STAND-BY PAY	.00	.00	.00	.00	100.00	.00	100.00	.00
6107 PART TIME WAGES	65,000.00	16,734.48	48,265.52	25.75	87,000.00	18,502.48	68,497.52	21.27
TOTAL-6100 SALARY&WAGES	334,500.00	80,702.74	253,797.26	24.13	340,342.00	77,458.34	262,883.66	22.76
6120 GROUP INSURANCE	72,358.00	15,111.71	57,246.29	20.88	69,647.00	15,739.80	53,907.20	22.60
6121 IMRF-CITY %	35,143.00	7,973.89	27,169.11	22.69	31,313.00	6,830.75	24,482.25	21.81
6122 CITY FICA&MEDICARE	25,589.00	5,924.98	19,664.02	23.15	26,036.00	5,657.56	20,378.44	21.73
TOTAL-6119 BENEFIT COST	133,090.00	29,010.58	104,079.42	21.80	126,996.00	28,228.11	98,767.89	22.23
6241 FUEL	5,000.00	1,233.37	3,766.63	24.67	5,200.00	947.16	4,252.84	18.21
6250 PHONE	1,500.00	177.68	1,322.32	11.85	1,000.00	468.55	531.45	46.86
6255 CLOTHING & UNIFORM	2,100.00	292.17	1,807.83	13.91	2,000.00	182.40	1,817.60	9.12
6264 GENERAL SUPPLIES	3,000.00	723.74	2,276.26	24.12	3,500.00	93.59	3,406.41	2.67
TOTAL-6214 COMMODITIES	11,600.00	2,426.96	9,173.04	20.92	11,700.00	1,691.70	10,008.30	14.46
6310 R&M-VEHICLE	1,000.00	.00	1,000.00	.00	1,000.00	.00	1,000.00	.00
6340 R&M FIELD EQUIPMEN	6,000.00	1,621.77	4,378.23	27.03	5,502.00	1,415.45	4,086.55	25.73
TOTAL-6300 REPAIR&MAINT	7,000.00	1,621.77	5,378.23	23.17	6,502.00	1,415.45	5,086.55	21.77
6629 W&S METERING	-243,094.00	-60,774.00	-182,320.00	25.00	-243,120.00	-60,780.00	-182,340.00	25.00
TOTAL-6700 OTHER EXPENS	-243,094.00	-60,774.00	-182,320.00	25.00	-243,120.00	-60,780.00	-182,340.00	25.00
TOTAL-2162 METERING	243,096.00	52,988.05	190,107.95	21.80	242,420.00	48,013.60	194,406.40	19.81

SUNGARD PENTAMATION
 DATE: 04/24/2018
 TIME: 15:12:20

CITY OF BATAVIA
 EXPENDITURE COMPARISON REPORT

PAGE NUMBER: 30
 EXPCOMPI

SELECTION CRITERIA: ALL
 ACCOUNTING PERIOD: 3/18

SORTED BY: FUND,ORGANIZATION,1ST SUBTOTAL,ACCOUNT
 TOTALED ON: FUND,ORGANIZATION,1ST SUBTOTAL
 PAGE BREAKS ON: FUND,ORGANIZATION

FUND-21 ELECTRIC UTILITY
 ORGANIZATION-2164 ELECTRIC T & D
 1ST SUBTOTAL-6100 SALARY&WAGES

ACCOUNT	CURRENT YEAR				PRIOR YEAR			
	BUDGET	EXPENDITURES	BALANCE	%	BUDGET	EXPENDITURES	BALANCE	%
6101 SALARIES&WAGES	1,957,486.00	437,707.36	1,519,778.64	22.36	1,880,966.00	454,750.84	1,426,215.16	24.18
6102 OVERTIME	55,000.00	12,940.44	42,059.56	23.53	45,000.00	9,470.57	35,529.43	21.05
6103 DOUBLE TIME	40,000.00	10,664.20	29,335.80	26.66	40,000.00	5,532.80	34,467.20	13.83
6104 STAND-BY PAY	55,000.00	10,758.48	44,241.52	19.56	50,000.00	10,955.62	39,044.38	21.91
TOTAL-6100 SALARY&WAGES	2,107,486.00	472,070.48	1,635,415.52	22.40	2,015,966.00	480,709.83	1,535,256.17	23.85
6120 GROUP INSURANCE	381,694.00	85,101.50	296,592.50	22.30	366,758.00	85,354.34	281,403.66	23.27
6121 IMRF-CITY %	274,816.00	55,049.34	219,766.66	20.03	249,173.00	54,839.67	194,333.33	22.01
6122 CITY FICA&MEDICARE	161,223.00	34,332.30	126,890.70	21.29	154,221.00	33,752.28	120,468.72	21.89
6126 WORKERS COMPENSATI	100,000.00	25,000.02	74,999.98	25.00	100,000.00	25,000.02	74,999.98	25.00
TOTAL-6119 BENEFIT COST	917,733.00	199,483.16	718,249.84	21.74	870,152.00	198,946.31	671,205.69	22.86
6205 MEMBERSHIP	15,000.00	12,346.27	2,653.73	82.31	15,000.00	11,938.41	3,061.59	79.59
6210 TRAINING-TRAVEL	10,000.00	291.50	9,708.50	2.92	10,000.00	545.00	9,455.00	5.45
TOTAL-6200 EMPLOYEE DEV	25,000.00	12,637.77	12,362.23	50.55	25,000.00	12,483.41	12,516.59	49.93
6225 POSTAGE-SHIPPIING	15,000.00	1,006.75	13,993.25	6.71	3,500.00	642.62	2,857.38	18.36
6230 OFFICE SUPPLIES	1,500.00	57.75	1,442.25	3.85	1,500.00	-24.07	1,524.07	1.60
6233 VEHICLE & EQUIP SU	8,500.00	1,897.39	6,602.61	22.32	8,500.00	589.38	7,910.62	6.93
6237 COMMUNICATION SUPP	3,500.00	.00	3,500.00	.00	3,000.00	3,026.00	-26.00	100.87
6240 MATERIALS	7,500.00	775.10	6,724.90	10.33	6,500.00	2,480.61	4,019.39	38.16
6241 FUEL	14,000.00	4,559.05	9,440.95	32.56	13,500.00	3,495.13	10,004.87	25.89
6250 PHONE	34,000.00	8,774.28	25,225.72	25.81	34,000.00	8,216.38	25,783.62	24.17
6255 CLOTHING & UNIFORM	11,000.00	1,738.95	9,261.05	15.81	11,000.00	1,596.51	9,403.49	14.51
6259 MEALS & REFRESHMEN	800.00	78.34	721.66	9.79	800.00	228.12	571.88	28.52
6260 UTILITIES	50,000.00	11,633.18	38,366.82	23.27	50,000.00	10,147.03	39,852.97	20.29
6261 SAFETY SUPPLIES	10,000.00	843.23	9,156.77	8.43	10,000.00	4,094.90	5,905.10	40.95
6264 GENERAL SUPPLIES	130,000.00	23,587.19	106,412.81	18.14	118,000.00	34,153.29	83,846.71	28.94
6276 OTHER EQUIPMENT	10,000.00	.00	10,000.00	.00	10,000.00	.00	10,000.00	.00
6286 LANDFILL FEES	8,000.00	.00	8,000.00	.00	8,000.00	2,535.61	5,464.39	31.70
TOTAL-6214 COMMODITIES	303,800.00	54,951.21	248,848.79	18.09	278,300.00	71,181.51	207,118.49	25.58
6310 R&M-VEHICLE	10,000.00	3,177.34	6,822.66	31.77	10,000.00	2,525.78	7,474.22	25.26
6315 R&M-BUILDING	75,500.00	7,467.76	68,032.24	9.89	44,500.00	6,994.43	37,505.57	15.72
6322 R&M DISTRIBUTION S	356,000.00	3,562.28	352,437.72	1.00	229,000.00	7,512.00	221,488.00	3.28
6340 R&M FIELD EQUIPMEN	22,000.00	971.87	21,028.13	4.42	22,000.00	2,583.13	19,416.87	11.74
TOTAL-6300 REPAIR&MAINT	463,500.00	15,179.25	448,320.75	3.27	305,500.00	19,615.34	285,884.66	6.42
6355 PROFESSIONAL SERVI	294,035.00	16,364.32	277,670.68	5.57	147,000.00	61,505.01	85,494.99	41.84
6357 FORESTRY	195,000.00	.00	195,000.00	.00	195,000.00	162.00	194,838.00	.08
6380 JULIE LOCATING	3,000.00	2,105.07	894.93	70.17	3,000.00	2,240.60	759.40	74.69
TOTAL-6350 PROFESSIONAL	492,035.00	18,469.39	473,565.61	3.75	345,000.00	63,907.61	281,092.39	18.52
6505 GENERAL LIABILITY	80,500.00	.00	80,500.00	.00	80,501.00	43,420.70	37,080.30	53.94
TOTAL-6500 INSURANCE	80,500.00	.00	80,500.00	.00	80,501.00	43,420.70	37,080.30	53.94

SUNGARD PENTAMATION
 DATE: 04/24/2018
 TIME: 15:12:20

CITY OF BATAVIA
 EXPENDITURE COMPARISON REPORT

PAGE NUMBER: 31
 EXPCOMPI

SELECTION CRITERIA: ALL
 ACCOUNTING PERIOD: 3/18

SORTED BY: FUND, ORGANIZATION, 1ST SUBTOTAL, ACCOUNT
 TOTALED ON: FUND, ORGANIZATION, 1ST SUBTOTAL
 PAGE BREAKS ON: FUND, ORGANIZATION

FUND-21 ELECTRIC UTILITY
 ORGANIZATION-2164 ELECTRIC T & D
 1ST SUBTOTAL-6500 INSURANCE

ACCOUNT	CURRENT YEAR				PRIOR YEAR				
	BUDGET	EXPENDITURES	BALANCE	%	BUDGET	EXPENDITURES	BALANCE	%	
6708	PP-CAPACITY	24,275,000.00	5,617,064.28	18,657,935.72	23.14	24,725,775.00	5,988,300.30	18,737,474.70	24.22
6710	PP-ENERGY	10,000,000.00	2,028,954.29	7,971,045.71	20.29	10,939,604.00	2,401,292.07	8,538,311.93	21.95
6711	PJM TRANSMISSION	4,175,000.00	1,428,619.34	2,746,380.66	34.22	4,150,000.00	1,036,875.14	3,113,124.86	24.98
6712	ANCILLARY SERVICES	125,000.00	9,729.25	115,270.75	7.78	130,000.00	10,523.55	119,476.45	8.10
6714	PJM SUB ACCOUNT	.00	.00	.00	.00	.00	4,664.10	-4,664.10	.00
6720	STATE EXCISE TAX	1,350,000.00	319,724.61	1,030,275.39	23.68	1,375,000.00	330,286.12	1,044,713.88	24.02
TOTAL-6670	PURCHASED PO	39,925,000.00	9,404,091.77	30,520,908.23	23.55	41,320,379.00	9,771,941.28	31,548,437.72	23.65
6604	PILOT-LIEU OF TAX	700,000.00	174,999.99	525,000.01	25.00	.00	.00	.00	.00
6625	BAD DEBT EXPENSE	60,000.00	8,913.43	51,086.57	14.86	60,000.00	11,905.43	48,094.57	19.84
6630	GF ADMINISTRATION	725,000.00	181,249.98	543,750.02	25.00	329,843.00	82,460.76	247,382.24	25.00
TOTAL-6700	OTHER EXPENS	1,485,000.00	365,163.40	1,119,836.60	24.59	389,843.00	94,366.19	295,476.81	24.21
TOTAL-2164	ELECTRIC T &	45,800,054.00	10,542,046.43	35,258,007.57	23.02	45,630,641.00	10,756,572.18	34,874,068.82	23.57

SUNGARD PENTAMATION
 DATE: 04/24/2018
 TIME: 15:12:20

CITY OF BATAVIA
 EXPENDITURE COMPARISON REPORT

PAGE NUMBER: 32
 EXPCOMPI

SELECTION CRITERIA: ALL
 ACCOUNTING PERIOD: 3/18

SORTED BY: FUND, ORGANIZATION, 1ST SUBTOTAL, ACCOUNT
 TOTALED ON: FUND, ORGANIZATION, 1ST SUBTOTAL
 PAGE BREAKS ON: FUND, ORGANIZATION

FUND-21 ELECTRIC UTILITY
 ORGANIZATION-2198 REVENUE BONDS
 1ST SUBTOTAL-6600 DEBT SERVICE

ACCOUNT	CURRENT YEAR				PRIOR YEAR			
	BUDGET	EXPENDITURES	BALANCE	%	BUDGET	EXPENDITURES	BALANCE	%
6601 PRINCIPAL	830,000.00	.00	830,000.00	.00	805,000.00	.00	805,000.00	.00
6602 INTEREST EXP	659,450.00	.00	659,450.00	.00	683,600.00	.00	683,600.00	.00
TOTAL-6600 DEBT SERVICE	1,489,450.00	.00	1,489,450.00	.00	1,488,600.00	.00	1,488,600.00	.00
TOTAL-2198 REVENUE BOND	1,489,450.00	.00	1,489,450.00	.00	1,488,600.00	.00	1,488,600.00	.00
TOTAL-21 ELECTRIC UTI	56,476,600.00	10,702,557.79	45,774,042.21	18.95	50,440,661.00	11,932,142.82	38,508,518.18	23.66

SUNGARD PENTAMATION
 DATE: 04/24/2018
 TIME: 15:12:20

CITY OF BATAVIA
 EXPENDITURE COMPARISON REPORT

PAGE NUMBER: 33
 EXPCOMPI

SELECTION CRITERIA: ALL
 ACCOUNTING PERIOD: 3/18

SORTED BY: FUND, ORGANIZATION, 1ST SUBTOTAL, ACCOUNT
 TOTALED ON: FUND, ORGANIZATION, 1ST SUBTOTAL
 PAGE BREAKS ON: FUND, ORGANIZATION

FUND-30 WATER UTILITY
 ORGANIZATION-3071 WATER CAPITAL
 1ST SUBTOTAL-6400 CAPITAL

ACCOUNT	CURRENT YEAR				PRIOR YEAR			
	BUDGET	EXPENDITURES	BALANCE	%	BUDGET	EXPENDITURES	BALANCE	%
6450 VEHICLES	75,000.00	.00	75,000.00	.00	85,000.00	36,566.67	48,433.33	43.02
6476 WATER INFRASTRUCTU	705,624.00	28,988.94	676,635.06	4.11	3,815,000.00	34,166.31	3,780,833.69	.90
TOTAL-6400 CAPITAL	780,624.00	28,988.94	751,635.06	3.71	3,900,000.00	70,732.98	3,829,267.02	1.81
TOTAL-3071 WATER CAPITA	780,624.00	28,988.94	751,635.06	3.71	3,900,000.00	70,732.98	3,829,267.02	1.81

SUNGARD PENTAMATION
 DATE: 04/24/2018
 TIME: 15:12:20

CITY OF BATAVIA
 EXPENDITURE COMPARISON REPORT

PAGE NUMBER: 34
 EXPCOMP1

SELECTION CRITERIA: ALL
 ACCOUNTING PERIOD: 3/18

SORTED BY: FUND, ORGANIZATION, 1ST SUBTOTAL, ACCOUNT
 TOTALED ON: FUND, ORGANIZATION, 1ST SUBTOTAL
 PAGE BREAKS ON: FUND, ORGANIZATION

FUND-30 WATER UTILITY
 ORGANIZATION-3072 WATER PRODUCTION
 1ST SUBTOTAL-6214 COMMODITIES

ACCOUNT	CURRENT YEAR				PRIOR YEAR			
	BUDGET	EXPENDITURES	BALANCE	%	BUDGET	EXPENDITURES	BALANCE	%
6249 PRODUCTION ELECTRI	470,000.00	108,900.97	361,099.03	23.17	460,000.00	107,016.10	352,983.90	23.26
6250 PHONE	13,000.00	2,457.38	10,542.62	18.90	10,000.00	2,553.20	7,446.80	25.53
6258 CHEMICALS	145,000.00	24,835.64	120,164.36	17.13	142,000.00	21,423.35	120,576.65	15.09
6260 UTILITIES	5,000.00	1,315.14	3,684.86	26.30	4,000.00	1,212.58	2,787.42	30.31
6264 GENERAL SUPPLIES	7,000.00	280.26	6,719.74	4.00	6,000.00	4,013.22	1,986.78	66.89
6276 OTHER EQUIPMENT	5,000.00	1,362.22	3,637.78	27.24	5,000.00	1,262.96	3,737.04	25.26
TOTAL-6214 COMMODITIES	645,000.00	139,151.61	505,848.39	21.57	627,000.00	137,481.41	489,518.59	21.93
6315 R&M-BUILDING	151,000.00	1,167.22	149,832.78	.77	8,000.00	1,587.68	6,412.32	19.85
6340 R&M FIELD EQUIPMEN	201,932.00	2,506.43	199,425.57	1.24	95,000.00	246.23	94,753.77	.26
TOTAL-6300 REPAIR&MAINT	352,932.00	3,673.65	349,258.35	1.04	103,000.00	1,833.91	101,166.09	1.78
6355 PROFESSIONAL SERVI	50,000.00	11,607.78	38,392.22	23.22	50,000.00	14,786.82	35,213.18	29.57
TOTAL-6350 PROFESSIONAL	50,000.00	11,607.78	38,392.22	23.22	50,000.00	14,786.82	35,213.18	29.57
TOTAL-3072 WATER PRODUC	1,047,932.00	154,433.04	893,498.96	14.74	780,000.00	154,102.14	625,897.86	19.76

SUNGARD PENTAMATION
 DATE: 04/24/2018
 TIME: 15:12:20

CITY OF BATAVIA
 EXPENDITURE COMPARISON REPORT

PAGE NUMBER: 35
 EXPCOMPI

SELECTION CRITERIA: ALL
 ACCOUNTING PERIOD: 3/18

SORTED BY: FUND,ORGANIZATION,1ST SUBTOTAL,ACCOUNT
 TOTALED ON: FUND,ORGANIZATION,1ST SUBTOTAL
 PAGE BREAKS ON: FUND,ORGANIZATION

FUND-30 WATER UTILITY
 ORGANIZATION-3073 WATER DISTRIBUTION
 1ST SUBTOTAL-6100 SALARY&WAGES

ACCOUNT	CURRENT YEAR				PRIOR YEAR			
	BUDGET	EXPENDITURES	BALANCE	%	BUDGET	EXPENDITURES	BALANCE	%
6101 SALARIES&WAGES	755,000.00	182,344.27	572,655.73	24.15	755,000.00	184,584.09	570,415.91	24.45
6102 OVERTIME	45,000.00	11,091.87	33,908.13	24.65	39,000.00	9,823.09	29,176.91	25.19
6103 DOUBLE TIME	27,000.00	7,660.80	19,339.20	28.37	30,000.00	3,253.81	26,746.19	10.85
6104 STAND-BY PAY	43,800.00	10,013.44	33,786.56	22.86	39,000.00	9,192.68	29,807.32	23.57
6107 PART TIME WAGES	5,500.00	.00	5,500.00	.00	5,000.00	.00	5,000.00	.00
TOTAL-6100 SALARY&WAGES	876,300.00	211,110.38	665,189.62	24.09	868,000.00	206,853.67	661,146.33	23.83
6120 GROUP INSURANCE	199,445.00	39,817.24	159,627.76	19.96	211,554.00	46,071.46	165,482.54	21.78
6121 IMRF-CITY %	113,552.00	26,014.89	87,537.11	22.91	106,667.00	23,965.49	82,701.51	22.47
6122 CITY FICA&MEDICARE	67,037.00	15,285.46	51,751.54	22.80	66,402.00	14,846.28	51,555.72	22.36
6126 WORKERS COMPENSATI	15,000.00	3,750.00	11,250.00	25.00	15,000.00	3,750.00	11,250.00	25.00
TOTAL-6119 BENEFIT COST	395,034.00	84,867.59	310,166.41	21.48	399,623.00	88,633.23	310,989.77	22.18
6202 MEAL ALLOWANCE	550.00	-8.40	558.40	1.53	500.00	84.76	415.24	16.95
6205 MEMBERSHIP	2,600.00	2,122.00	478.00	81.62	2,500.00	2,117.00	383.00	84.68
6210 TRAINING-TRAVEL	5,500.00	1,236.18	4,263.82	22.48	4,600.00	1,475.00	3,125.00	32.07
TOTAL-6200 EMPLOYEE DEV	8,650.00	3,349.78	5,300.22	38.73	7,600.00	3,676.76	3,923.24	48.38
6215 RESOURCE MATERIALS	500.00	217.05	282.95	43.41	500.00	.00	500.00	.00
6225 POSTAGE-SHIPPING	6,000.00	411.52	5,588.48	6.86	4,500.00	285.18	4,214.82	6.34
6230 OFFICE SUPPLIES	1,500.00	2,807.28	-1,307.28	187.15	1,500.00	127.26	1,372.74	8.48
6233 VEHICLE & EQUIP SU	7,500.00	2,203.91	5,296.09	29.39	10,000.00	1,024.98	8,975.02	10.25
6240 MATERIALS	17,000.00	775.10	16,224.90	4.56	15,000.00	3,177.62	11,822.38	21.18
6241 FUEL	12,500.00	3,566.37	8,933.63	28.53	8,000.00	2,491.29	5,508.71	31.14
6250 PHONE	720.00	180.00	540.00	25.00	.00	60.00	-60.00	.00
6255 CLOTHING & UNIFORM	6,000.00	741.03	5,258.97	12.35	6,000.00	511.06	5,488.94	8.52
6259 MEALS & REFRESHMEN	1,000.00	180.44	819.56	18.04	1,000.00	260.57	739.43	26.06
6260 UTILITIES	11,000.00	2,144.44	8,855.56	19.49	10,000.00	2,016.35	7,983.65	20.16
6264 GENERAL SUPPLIES	18,000.00	1,903.64	16,096.36	10.58	17,000.00	2,798.57	14,201.43	16.46
6268 WATER/SEWER METERS	100,000.00	974.18	99,025.82	.97	100,000.00	1,999.65	98,000.35	2.00
6272 FIRE HYDRANTS	7,000.00	.00	7,000.00	.00	7,000.00	1,982.31	5,017.69	28.32
6276 OTHER EQUIPMENT	8,000.00	.00	8,000.00	.00	8,000.00	6,276.00	1,724.00	78.45
6281 PIPING & FITTING	50,000.00	9,786.77	40,213.23	19.57	50,000.00	5,153.73	44,846.27	10.31
6286 LANDFILL FEES	7,000.00	.00	7,000.00	.00	5,000.00	2,535.61	2,464.39	50.71
TOTAL-6214 COMMODITIES	253,720.00	25,891.73	227,828.27	10.20	243,500.00	30,700.18	212,799.82	12.61
6310 R&M-VEHICLE	5,000.00	821.65	4,178.35	16.43	7,000.00	63.34	6,936.66	.90
6315 R&M-BUILDING	74,000.00	6,839.69	67,160.31	9.24	40,100.00	6,088.22	34,011.78	15.18
6340 R&M FIELD EQUIPMEN	5,000.00	.00	5,000.00	.00	4,500.00	564.69	3,935.31	12.55
TOTAL-6300 REPAIR&MAINT	84,000.00	7,661.34	76,338.66	9.12	51,600.00	6,716.25	44,883.75	13.02
6355 PROFESSIONAL SERVI	90,120.00	2,206.01	87,913.99	2.45	105,000.00	1,267.53	103,732.47	1.21
6380 JULIE LOCATING	2,500.00	2,105.06	394.94	84.20	3,000.00	2,240.59	759.41	74.69
TOTAL-6350 PROFESSIONAL	92,620.00	4,311.07	88,308.93	4.65	108,000.00	3,508.12	104,491.88	3.25

SUNGARD PENTAMATION
 DATE: 04/24/2018
 TIME: 15:12:20

CITY OF BATAVIA
 EXPENDITURE COMPARISON REPORT

PAGE NUMBER: 36
 EXPCOMPI

SELECTION CRITERIA: ALL
 ACCOUNTING PERIOD: 3/18

SORTED BY: FUND, ORGANIZATION, 1ST SUBTOTAL, ACCOUNT
 TOTALED ON: FUND, ORGANIZATION, 1ST SUBTOTAL
 PAGE BREAKS ON: FUND, ORGANIZATION

FUND-30 WATER UTILITY
 ORGANIZATION-3073 WATER DISTRIBUTION
 1ST SUBTOTAL-6500 INSURANCE

ACCOUNT	CURRENT YEAR				PRIOR YEAR			
	BUDGET	EXPENDITURES	BALANCE	%	BUDGET	EXPENDITURES	BALANCE	%
6505 GENERAL LIABILITY	34,000.00	.00	34,000.00	.00	35,134.00	18,899.02	16,234.98	53.79
TOTAL-6500 INSURANCE	34,000.00	.00	34,000.00	.00	35,134.00	18,899.02	16,234.98	53.79
6625 BAD DEBT EXPENSE	9,000.00	1,436.08	7,563.92	15.96	8,000.00	1,322.31	6,677.69	16.53
6629 W&S METERING	121,548.00	30,387.00	91,161.00	25.00	121,560.00	30,390.00	91,170.00	25.00
6630 GF ADMINISTRATION	450,000.00	112,500.00	337,500.00	25.00	455,000.00	113,750.01	341,249.99	25.00
TOTAL-6700 OTHER EXPENS	580,548.00	144,323.08	436,224.92	24.86	584,560.00	145,462.32	439,097.68	24.88
TOTAL-3073 WATER DISTRI	2,324,872.00	481,514.97	1,843,357.03	20.71	2,298,017.00	504,449.55	1,793,567.45	21.95

SUNGARD PENTAMATION
 DATE: 04/24/2018
 TIME: 15:12:20

CITY OF BATAVIA
 EXPENDITURE COMPARISON REPORT

PAGE NUMBER: 37
 EXPCOMPI

SELECTION CRITERIA: ALL
 ACCOUNTING PERIOD: 3/18

SORTED BY: FUND, ORGANIZATION, 1ST SUBTOTAL, ACCOUNT
 TOTALED ON: FUND, ORGANIZATION, 1ST SUBTOTAL
 PAGE BREAKS ON: FUND, ORGANIZATION

FUND-30 WATER UTILITY
 ORGANIZATION-3098 REVENUE BONDS
 1ST SUBTOTAL-6600 DEBT SERVICE

ACCOUNT	CURRENT YEAR				PRIOR YEAR			
	BUDGET	EXPENDITURES	BALANCE	%	BUDGET	EXPENDITURES	BALANCE	%
6601 PRINCIPAL	773,795.00	116,014.09	657,780.91	14.99	758,024.00	113,167.22	644,856.78	14.93
6602 INTEREST EXP	160,164.00	29,070.50	131,093.50	18.15	177,144.00	31,917.37	145,226.63	18.02
TOTAL-6600 DEBT SERVICE	933,959.00	145,084.59	788,874.41	15.53	935,168.00	145,084.59	790,083.41	15.51
TOTAL-3098 REVENUE BOND	933,959.00	145,084.59	788,874.41	15.53	935,168.00	145,084.59	790,083.41	15.51
TOTAL-30 WATER UTILIT	5,087,387.00	810,021.54	4,277,365.46	15.92	7,913,185.00	874,369.26	7,038,815.74	11.05

SUNGARD PENTAMATION
 DATE: 04/24/2018
 TIME: 15:12:20

CITY OF BATAVIA
 EXPENDITURE COMPARISON REPORT

PAGE NUMBER: 38
 EXPCOMP1

SELECTION CRITERIA: ALL
 ACCOUNTING PERIOD: 3/18

SORTED BY: FUND, ORGANIZATION, 1ST SUBTOTAL, ACCOUNT
 TOTALED ON: FUND, ORGANIZATION, 1ST SUBTOTAL
 PAGE BREAKS ON: FUND, ORGANIZATION

FUND-31 SEWER UTILITY
 ORGANIZATION-3181 SEWER CAPITAL
 1ST SUBTOTAL-6400 CAPITAL

ACCOUNT	CURRENT YEAR				PRIOR YEAR			
	BUDGET	EXPENDITURES	BALANCE	%	BUDGET	EXPENDITURES	BALANCE	%
6435 CAP CONTRACTS	.00	.00	.00	.00	.00	8,915.90	-8,915.90	.00
6445 CAP EQUIPMENT	75,000.00	.00	75,000.00	.00	150,000.00	106,043.00	43,957.00	70.70
6450 VEHICLES	30,000.00	.00	30,000.00	.00	.00	.00	.00	.00
6475 WWT INFRASTRUCTURE	15,870,000.00	1,815,323.63	14,054,676.37	11.44	17,806,650.00	65,851.01	17,740,798.99	.37
TOTAL-6400 CAPITAL	15,975,000.00	1,815,323.63	14,159,676.37	11.36	17,956,650.00	180,809.91	17,775,840.09	1.01
TOTAL-3181 SEWER CAPITA	15,975,000.00	1,815,323.63	14,159,676.37	11.36	17,956,650.00	180,809.91	17,775,840.09	1.01

SUNGARD PENTAMATION
 DATE: 04/24/2018
 TIME: 15:12:20

CITY OF BATAVIA
 EXPENDITURE COMPARISON REPORT

PAGE NUMBER: 39
 EXPCOMPI

SELECTION CRITERIA: ALL
 ACCOUNTING PERIOD: 3/18

SORTED BY: FUND,ORGANIZATION,1ST SUBTOTAL,ACCOUNT
 TOTALED ON: FUND,ORGANIZATION,1ST SUBTOTAL
 PAGE BREAKS ON: FUND,ORGANIZATION

FUND-31 SEWER UTILITY
 ORGANIZATION-3182 SEWER TREATMENT
 1ST SUBTOTAL-6100 SALARY&WAGES

ACCOUNT	CURRENT YEAR				PRIOR YEAR			
	BUDGET	EXPENDITURES	BALANCE	%	BUDGET	EXPENDITURES	BALANCE	%
6101 SALARIES&WAGES	540,000.00	125,015.19	414,984.81	23.15	528,000.00	119,499.08	408,500.92	22.63
6102 OVERTIME	75,000.00	8,212.98	66,787.02	10.95	77,400.00	5,002.14	72,397.86	6.46
6103 DOUBLE TIME	25,000.00	3,385.01	21,614.99	13.54	21,644.00	2,958.29	18,685.71	13.67
6104 STAND-BY PAY	42,000.00	9,312.10	32,687.90	22.17	41,268.00	9,470.23	31,797.77	22.95
6107 PART TIME WAGES	29,200.00	4,604.02	24,595.98	15.77	28,656.00	4,910.99	23,745.01	17.14
TOTAL-6100 SALARY&WAGES	711,200.00	150,529.30	560,670.70	21.17	696,968.00	141,840.73	555,127.27	20.35
6120 GROUP INSURANCE	133,405.00	29,098.31	104,306.69	21.81	137,589.00	29,019.36	108,569.64	21.09
6121 IMRF-CITY %	88,933.00	18,394.80	70,538.20	20.68	82,603.00	16,334.91	66,268.09	19.78
6122 CITY FICA&MEDICARE	54,407.00	11,160.08	43,246.92	20.51	53,318.00	10,501.32	42,816.68	19.70
6126 WORKERS COMPENSATI	10,000.00	2,500.02	7,499.98	25.00	10,000.00	2,500.02	7,499.98	25.00
TOTAL-6119 BENEFIT COST	286,745.00	61,153.21	225,591.79	21.33	283,510.00	58,355.61	225,154.39	20.58
6205 MEMBERSHIP	350.00	.00	350.00	.00	300.00	.00	300.00	.00
6210 TRAINING-TRAVEL	3,800.00	275.00	3,525.00	7.24	3,800.00	401.00	3,399.00	10.55
TOTAL-6200 EMPLOYEE DEV	4,150.00	275.00	3,875.00	6.63	4,100.00	401.00	3,699.00	9.78
6215 RESOURCE MATERIALS	200.00	.00	200.00	.00	200.00	.00	200.00	.00
6230 OFFICE SUPPLIES	750.00	192.99	557.01	25.73	700.00	.00	700.00	.00
6238 LAB SUPPLIES	7,000.00	1,050.41	5,949.59	15.01	7,000.00	1,311.93	5,688.07	18.74
6241 FUEL	7,000.00	2,682.38	4,317.62	38.32	7,000.00	813.76	6,186.24	11.63
6248 REGULATORY FEES	15,500.00	.00	15,500.00	.00	15,500.00	.00	15,500.00	.00
6250 PHONE	7,000.00	1,003.68	5,996.32	14.34	5,000.00	21,519.67	-16,519.67	430.39
6255 CLOTHING & UNIFORM	3,500.00	392.40	3,107.60	11.21	3,500.00	357.97	3,142.03	10.23
6258 CHEMICALS	150,000.00	8,642.70	141,357.30	5.76	28,600.00	5,670.00	22,930.00	19.83
6260 UTILITIES	525,000.00	96,760.49	428,239.51	18.43	545,000.00	95,012.21	449,987.79	17.43
6261 SAFETY SUPPLIES	2,500.00	.00	2,500.00	.00	2,000.00	.00	2,000.00	.00
6264 GENERAL SUPPLIES	4,000.00	1,047.11	2,952.89	26.18	3,600.00	766.80	2,833.20	21.30
6286 LANDFILL FEES	156,000.00	35,628.27	120,371.73	22.84	156,000.00	20,985.96	135,014.04	13.45
TOTAL-6214 COMMODITIES	878,450.00	147,400.43	731,049.57	16.78	774,100.00	146,438.30	627,661.70	18.92
6310 R&M-VEHICLE	4,000.00	1,710.20	2,289.80	42.76	2,500.00	400.39	2,099.61	16.02
6315 R&M-BUILDING	25,000.00	805.99	24,194.01	3.22	5,000.00	1,125.26	3,874.74	22.51
6340 R&M FIELD EQUIPMEN	135,000.00	18,640.88	116,359.12	13.81	130,000.00	26,731.29	103,268.71	20.56
TOTAL-6300 REPAIR&MAINT	164,000.00	21,157.07	142,842.93	12.90	137,500.00	28,256.94	109,243.06	20.55
6355 PROFESSIONAL SERVI	34,758.00	8,383.47	26,374.53	24.12	55,430.00	2,430.00	53,000.00	4.38
TOTAL-6350 PROFESSIONAL	34,758.00	8,383.47	26,374.53	24.12	55,430.00	2,430.00	53,000.00	4.38
6505 GENERAL LIABILITY	34,000.00	.00	34,000.00	.00	35,134.00	18,899.02	16,234.98	53.79
TOTAL-6500 INSURANCE	34,000.00	.00	34,000.00	.00	35,134.00	18,899.02	16,234.98	53.79
6625 BAD DEBT EXPENSE	10,000.00	1,716.08	8,283.92	17.16	10,000.00	2,148.46	7,851.54	21.48
6629 W&S METERING	121,548.00	30,387.00	91,161.00	25.00	121,560.00	30,390.00	91,170.00	25.00
6630 GF ADMINISTRATION	470,000.00	117,499.98	352,500.02	25.00	500,000.00	125,000.01	374,999.99	25.00

SUNGARD PENTAMATION
 DATE: 04/24/2018
 TIME: 15:12:20

CITY OF BATAVIA
 EXPENDITURE COMPARISON REPORT

PAGE NUMBER: 40
 EXPCOMPI

SELECTION CRITERIA: ALL
 ACCOUNTING PERIOD: 3/18

SORTED BY: FUND, ORGANIZATION, 1ST SUBTOTAL, ACCOUNT
 TOTALED ON: FUND, ORGANIZATION, 1ST SUBTOTAL
 PAGE BREAKS ON: FUND, ORGANIZATION

FUND-31 SEWER UTILITY
 ORGANIZATION-3182 SEWER TREATMENT
 1ST SUBTOTAL-6700 OTHER EXPENSE

ACCOUNT		CURRENT YEAR				PRIOR YEAR			
		BUDGET	EXPENDITURES	BALANCE	%	BUDGET	EXPENDITURES	BALANCE	%
TOTAL-6700	OTHER EXPENS	601,548.00	149,603.06	451,944.94	24.87	631,560.00	157,538.47	474,021.53	24.94
TOTAL-3182	SEWER TREATM	2,714,851.00	538,501.54	2,176,349.46	19.84	2,618,302.00	554,160.07	2,064,141.93	21.16

SUNGARD PENTAMATION
 DATE: 04/24/2018
 TIME: 15:12:20

CITY OF BATAVIA
 EXPENDITURE COMPARISON REPORT

PAGE NUMBER: 41
 EXPCOMP1

SELECTION CRITERIA: ALL
 ACCOUNTING PERIOD: 3/18

SORTED BY: FUND, ORGANIZATION, 1ST SUBTOTAL, ACCOUNT
 TOTALED ON: FUND, ORGANIZATION, 1ST SUBTOTAL
 PAGE BREAKS ON: FUND, ORGANIZATION

FUND-31 SEWER UTILITY
 ORGANIZATION-3183 SANITARY SEWER
 1ST SUBTOTAL-6100 SALARY&WAGES

ACCOUNT	CURRENT YEAR				PRIOR YEAR			
	BUDGET	EXPENDITURES	BALANCE	%	BUDGET	EXPENDITURES	BALANCE	%
6101 SALARIES&WAGES	84,000.00	4,832.41	79,167.59	5.75	83,500.00	7,605.71	75,894.29	9.11
6102 OVERTIME	7,350.00	.00	7,350.00	.00	7,000.00	593.68	6,406.32	8.48
6103 DOUBLE TIME	1,600.00	500.66	1,099.34	31.29	1,500.00	.00	1,500.00	.00
TOTAL-6100 SALARY&WAGES	92,950.00	5,333.07	87,616.93	5.74	92,000.00	8,199.39	83,800.61	8.91
6120 GROUP INSURANCE	19,107.00	1,295.97	17,811.03	6.78	17,160.00	2,119.73	15,040.27	12.35
6121 IMRF-CITY %	12,121.00	640.96	11,480.04	5.29	11,371.00	927.89	10,443.11	8.16
6122 CITY FICA&MEDICARE	7,111.00	376.40	6,734.60	5.29	7,038.00	577.65	6,460.35	8.21
TOTAL-6119 BENEFIT COST	38,339.00	2,313.33	36,025.67	6.03	35,569.00	3,625.27	31,943.73	10.19
6210 TRAINING-TRAVEL	500.00	.00	500.00	.00	500.00	.00	500.00	.00
TOTAL-6200 EMPLOYEE DEV	500.00	.00	500.00	.00	500.00	.00	500.00	.00
6240 MATERIALS	1,000.00	.00	1,000.00	.00	1,000.00	.00	1,000.00	.00
6241 FUEL	2,300.00	474.66	1,825.34	20.64	2,200.00	818.79	1,381.21	37.22
6255 CLOTHING & UNIFORM	800.00	128.70	671.30	16.09	800.00	87.02	712.98	10.88
6264 GENERAL SUPPLIES	1,700.00	.00	1,700.00	.00	1,500.00	399.49	1,100.51	26.63
6268 WATER/SEWER METERS	100,000.00	974.18	99,025.82	.97	100,000.00	1,999.65	98,000.35	2.00
6276 OTHER EQUIPMENT	.00	.00	.00	.00	35,000.00	.00	35,000.00	.00
TOTAL-6214 COMMODITIES	105,800.00	1,577.54	104,222.46	1.49	140,500.00	3,304.95	137,195.05	2.35
6310 R&M-VEHICLE	2,000.00	309.07	1,690.93	15.45	2,500.00	56.66	2,443.34	2.27
6340 R&M FIELD EQUIPMEN	5,000.00	475.00	4,525.00	9.50	5,000.00	.00	5,000.00	.00
TOTAL-6300 REPAIR&MAINT	7,000.00	784.07	6,215.93	11.20	7,500.00	56.66	7,443.34	.76
6355 PROFESSIONAL SERVI	20,500.00	250.00	20,250.00	1.22	20,000.00	6,731.88	13,268.12	33.66
6380 JULIE LOCATING	2,500.00	2,105.06	394.94	84.20	3,000.00	2,240.59	759.41	74.69
TOTAL-6350 PROFESSIONAL	23,000.00	2,355.06	20,644.94	10.24	23,000.00	8,972.47	14,027.53	39.01
6440 CAP ENGINEERING	.00	.00	.00	.00	175,000.00	19,990.66	155,009.34	11.42
6450 VEHICLES	175,000.00	.00	175,000.00	.00	.00	.00	.00	.00
6473 SANITARY SEWER CAP	400,000.00	15,430.04	384,569.96	3.86	785,000.00	9,897.50	775,102.50	1.26
TOTAL-6400 CAPITAL	575,000.00	15,430.04	559,569.96	2.68	960,000.00	29,888.16	930,111.84	3.11
6505 GENERAL LIABILITY	5,000.00	.00	5,000.00	.00	.00	.00	.00	.00
TOTAL-6500 INSURANCE	5,000.00	.00	5,000.00	.00	.00	.00	.00	.00
TOTAL-3183 SANITARY SEW	847,589.00	27,793.11	819,795.89	3.28	1,259,069.00	54,046.90	1,205,022.10	4.29

SUNGARD PENTAMATION
 DATE: 04/24/2018
 TIME: 15:12:20

CITY OF BATAVIA
 EXPENDITURE COMPARISON REPORT

PAGE NUMBER: 42
 EXPCOMP1

SELECTION CRITERIA: ALL
 ACCOUNTING PERIOD: 3/18

SORTED BY: FUND, ORGANIZATION, 1ST SUBTOTAL, ACCOUNT
 TOTALED ON: FUND, ORGANIZATION, 1ST SUBTOTAL
 PAGE BREAKS ON: FUND, ORGANIZATION

FUND-31 SEWER UTILITY
 ORGANIZATION-3198 REVENUE BONDS
 1ST SUBTOTAL-6600 DEBT SERVICE

ACCOUNT	CURRENT YEAR				PRIOR YEAR			
	BUDGET	EXPENDITURES	BALANCE	%	BUDGET	EXPENDITURES	BALANCE	%
6601 PRINCIPAL	816,662.00	.00	816,662.00	.00	797,752.00	.00	797,752.00	.00
6602 INTEREST EXP	52,228.00	.00	52,228.00	.00	68,730.00	.00	68,730.00	.00
TOTAL-6600 DEBT SERVICE	868,890.00	.00	868,890.00	.00	866,482.00	.00	866,482.00	.00
TOTAL-3198 REVENUE BOND	868,890.00	.00	868,890.00	.00	866,482.00	.00	866,482.00	.00
TOTAL-31 SEWER UTILIT	20,406,330.00	2,381,618.28	18,024,711.72	11.67	22,700,503.00	789,016.88	21,911,486.12	3.48

SUNGARD PENTAMATION
 DATE: 04/24/2018
 TIME: 15:12:20

CITY OF BATAVIA
 EXPENDITURE COMPARISON REPORT

PAGE NUMBER: 43
 EXPCOMP1

SELECTION CRITERIA: ALL
 ACCOUNTING PERIOD: 3/18

SORTED BY: FUND,ORGANIZATION,1ST SUBTOTAL,ACCOUNT
 TOTALED ON: FUND,ORGANIZATION,1ST SUBTOTAL
 PAGE BREAKS ON: FUND,ORGANIZATION

FUND-32 2017 BONDS DRAINAGE
 ORGANIZATION-3234 2017 BONDS DRAINAGE
 1ST SUBTOTAL-6400 CAPITAL

ACCOUNT	----- CURRENT YEAR -----				----- PRIOR YEAR -----			
	BUDGET	EXPENDITURES	BALANCE	%	BUDGET	EXPENDITURES	BALANCE	%
6470 DRAINAGE CAPITAL	.00	6,533.36	-6,533.36	.00	.00	.00	.00	.00
TOTAL-6400 CAPITAL	.00	6,533.36	-6,533.36	.00	.00	.00	.00	.00
TOTAL-3234 2017 BONDS D	.00	6,533.36	-6,533.36	.00	.00	.00	.00	.00
TOTAL-32 2017 BONDS D	.00	6,533.36	-6,533.36	.00	.00	.00	.00	.00

SUNGARD PENTAMATION
 DATE: 04/24/2018
 TIME: 15:12:20

CITY OF BATAVIA
 EXPENDITURE COMPARISON REPORT

PAGE NUMBER: 44
 EXPCOMPI

SELECTION CRITERIA: ALL
 ACCOUNTING PERIOD: 3/18

SORTED BY: FUND,ORGANIZATION,1ST SUBTOTAL,ACCOUNT
 TOTALED ON: FUND,ORGANIZATION,1ST SUBTOTAL
 PAGE BREAKS ON: FUND,ORGANIZATION

FUND-33 DRAINAGE CAPITAL
 ORGANIZATION- ORGN TITLE NOT FOUND
 1ST SUBTOTAL-7000 INTERFUND

ACCOUNT	CURRENT YEAR				PRIOR YEAR			
	BUDGET	EXPENDITURES	BALANCE	%	BUDGET	EXPENDITURES	BALANCE	%
7053 TO 2002A BOND DS #	335,108.00	.00	335,108.00	.00	.00	.00	.00	.00
TOTAL-7000 INTERFUND	335,108.00	.00	335,108.00	.00	.00	.00	.00	.00
TOTAL- TITLE NOT FO	335,108.00	.00	335,108.00	.00	.00	.00	.00	.00

SUNGARD PENTAMATION
 DATE: 04/24/2018
 TIME: 15:12:20

CITY OF BATAVIA
 EXPENDITURE COMPARISON REPORT

PAGE NUMBER: 45
 EXPCOMPI

SELECTION CRITERIA: ALL
 ACCOUNTING PERIOD: 3/18

SORTED BY: FUND,ORGANIZATION,1ST SUBTOTAL,ACCOUNT
 TOTALED ON: FUND,ORGANIZATION,1ST SUBTOTAL
 PAGE BREAKS ON: FUND,ORGANIZATION

FUND-33 DRAINAGE CAPITAL
 ORGANIZATION-3334 DRAINAGE CAPITAL PROJECTS
 1ST SUBTOTAL-6214 COMMODITIES

ACCOUNT	CURRENT YEAR				PRIOR YEAR			
	BUDGET	EXPENDITURES	BALANCE	%	BUDGET	EXPENDITURES	BALANCE	%
6248 REGULATORY FEES	1,250.00	.00	1,250.00	.00	1,250.00	.00	1,250.00	.00
TOTAL-6214 COMMODITIES	1,250.00	.00	1,250.00	.00	1,250.00	.00	1,250.00	.00
6355 PROFESSIONAL SERVI	8,800.00	6,000.00	2,800.00	68.18	5,000.00	.00	5,000.00	.00
6370 DRAINAGE MAINTENAN	179,325.00	602.50	178,722.50	.34	147,631.00	20,450.76	127,180.24	13.85
TOTAL-6350 PROFESSIONAL	188,125.00	6,602.50	181,522.50	3.51	152,631.00	20,450.76	132,180.24	13.40
6470 DRAINAGE CAPITAL	3,666,910.00	.00	3,666,910.00	.00	1,867,600.00	15,200.32	1,852,399.68	.81
TOTAL-6400 CAPITAL	3,666,910.00	.00	3,666,910.00	.00	1,867,600.00	15,200.32	1,852,399.68	.81
TOTAL-3334 DRAINAGE CAP	3,856,285.00	6,602.50	3,849,682.50	.17	2,021,481.00	35,651.08	1,985,829.92	1.76
TOTAL-33 DRAINAGE CAP	4,191,393.00	6,602.50	4,184,790.50	.16	2,021,481.00	35,651.08	1,985,829.92	1.76

SUNGARD PENTAMATION
 DATE: 04/24/2018
 TIME: 15:12:20

CITY OF BATAVIA
 EXPENDITURE COMPARISON REPORT

PAGE NUMBER: 46
 EXPCOMP1

SELECTION CRITERIA: ALL
 ACCOUNTING PERIOD: 3/18

SORTED BY: FUND, ORGANIZATION, 1ST SUBTOTAL, ACCOUNT
 TOTALED ON: FUND, ORGANIZATION, 1ST SUBTOTAL
 PAGE BREAKS ON: FUND, ORGANIZATION

FUND-41 FIRE STATION DEBT SERVICE
 ORGANIZATION-4199 FIRE STATION DEBT SERVICE
 1ST SUBTOTAL-6600 DEBT SERVICE

ACCOUNT	CURRENT YEAR				PRIOR YEAR			
	BUDGET	EXPENDITURES	BALANCE	%	BUDGET	EXPENDITURES	BALANCE	%
6601 PRINCIPAL	560,000.00	.00	560,000.00	.00	540,000.00	.00	540,000.00	.00
6602 INTEREST EXP	151,500.00	.00	151,500.00	.00	167,700.00	.00	167,700.00	.00
TOTAL-6600 DEBT SERVICE	711,500.00	.00	711,500.00	.00	707,700.00	.00	707,700.00	.00
TOTAL-4199 FIRE STATION	711,500.00	.00	711,500.00	.00	707,700.00	.00	707,700.00	.00
TOTAL-41 FIRE STATION	711,500.00	.00	711,500.00	.00	707,700.00	.00	707,700.00	.00

SUNGARD PENTAMATION
 DATE: 04/24/2018
 TIME: 15:12:20

CITY OF BATAVIA
 EXPENDITURE COMPARISON REPORT

PAGE NUMBER: 47
 EXPCOMPI

SELECTION CRITERIA: ALL
 ACCOUNTING PERIOD: 3/18

SORTED BY: FUND, ORGANIZATION, 1ST SUBTOTAL, ACCOUNT
 TOTALED ON: FUND, ORGANIZATION, 1ST SUBTOTAL
 PAGE BREAKS ON: FUND, ORGANIZATION

FUND-42 DEERPATH BRIDGE REHAB
 ORGANIZATION-4242 DEERPATH BRIDGE CONSTRUC
 1ST SUBTOTAL-6400 CAPITAL

ACCOUNT	CURRENT YEAR				PRIOR YEAR			
	BUDGET	EXPENDITURES	BALANCE	%	BUDGET	EXPENDITURES	BALANCE	%
6474 INFRASTRUCTURE CON	64,691.00	.00	64,691.00	.00	22,379.00	23,193.69	-814.69	103.64
TOTAL-6400 CAPITAL	64,691.00	.00	64,691.00	.00	22,379.00	23,193.69	-814.69	103.64
TOTAL-4242 DEERPATH BRI	64,691.00	.00	64,691.00	.00	22,379.00	23,193.69	-814.69	103.64
TOTAL-42 DEERPATH BRI	64,691.00	.00	64,691.00	.00	22,379.00	23,193.69	-814.69	103.64

SUNGARD PENTAMATION
 DATE: 04/24/2018
 TIME: 15:12:20

CITY OF BATAVIA
 EXPENDITURE COMPARISON REPORT

PAGE NUMBER: 48
 EXPCOMPI

SELECTION CRITERIA: ALL
 ACCOUNTING PERIOD: 3/18

SORTED BY: FUND, ORGANIZATION, 1ST SUBTOTAL, ACCOUNT
 TOTALED ON: FUND, ORGANIZATION, 1ST SUBTOTAL
 PAGE BREAKS ON: FUND, ORGANIZATION

FUND-43 STREET IMP NON-MFT
 ORGANIZATION-4347 STREET IMPROVEMENTS
 1ST SUBTOTAL-6400 CAPITAL

ACCOUNT	CURRENT YEAR				PRIOR YEAR			
	BUDGET	EXPENDITURES	BALANCE	%	BUDGET	EXPENDITURES	BALANCE	%
6465 LAND ACQUISITION	468,000.00	.00	468,000.00	.00	468,200.00	.00	468,200.00	.00
6471 STREET MAINTENANCE	982,544.00	.00	982,544.00	.00	2,020,000.00	110.40	2,019,889.60	.01
6474 INFRASTRUCTURE CON	1,467,994.00	29,420.13	1,438,573.87	2.00	1,070,000.00	17,484.25	1,052,515.75	1.63
TOTAL-6400 CAPITAL	2,918,538.00	29,420.13	2,889,117.87	1.01	3,558,200.00	17,594.65	3,540,605.35	.49
TOTAL-4347 STREET IMPRO	2,918,538.00	29,420.13	2,889,117.87	1.01	3,558,200.00	17,594.65	3,540,605.35	.49

SUNGARD PENTAMATION
 DATE: 04/24/2018
 TIME: 15:12:20

CITY OF BATAVIA
 EXPENDITURE COMPARISON REPORT

PAGE NUMBER: 49
 EXPCOMP1

SELECTION CRITERIA: ALL
 ACCOUNTING PERIOD: 3/18

SORTED BY: FUND,ORGANIZATION,1ST SUBTOTAL,ACCOUNT
 TOTALED ON: FUND,ORGANIZATION,1ST SUBTOTAL
 PAGE BREAKS ON: FUND,ORGANIZATION

FUND-43 STREET IMP NON-MFT
 ORGANIZATION-4390 STREET IMPR INTERFUND
 1ST SUBTOTAL-7000 INTERFUND

ACCOUNT	CURRENT YEAR				PRIOR YEAR			
	BUDGET	EXPENDITURES	BALANCE	%	BUDGET	EXPENDITURES	BALANCE	%
7042 TO DEERPATH BR #42	60,185.00	.00	60,185.00	.00	6,379.00	.00	6,379.00	.00
TOTAL-7000 INTERFUND	60,185.00	.00	60,185.00	.00	6,379.00	.00	6,379.00	.00
TOTAL-4390 STREET IMPR	60,185.00	.00	60,185.00	.00	6,379.00	.00	6,379.00	.00
TOTAL-43 STREET IMP N	2,978,723.00	29,420.13	2,949,302.87	.99	3,564,579.00	17,594.65	3,546,984.35	.49

SUNGARD PENTAMATION
 DATE: 04/24/2018
 TIME: 15:12:20

CITY OF BATAVIA
 EXPENDITURE COMPARISON REPORT

PAGE NUMBER: 50
 EXPCOMP1

SELECTION CRITERIA: ALL
 ACCOUNTING PERIOD: 3/18

SORTED BY: FUND, ORGANIZATION, 1ST SUBTOTAL, ACCOUNT
 TOTALED ON: FUND, ORGANIZATION, 1ST SUBTOTAL
 PAGE BREAKS ON: FUND, ORGANIZATION

FUND-45 SAFE ROUTES-SCHOOL
 ORGANIZATION-4541 SAFE ROUTES PROGRAM
 1ST SUBTOTAL-6400 CAPITAL

ACCOUNT	----- CURRENT YEAR -----				----- PRIOR YEAR -----			
	BUDGET	EXPENDITURES	BALANCE	%	BUDGET	EXPENDITURES	BALANCE	%
6474 INFRASTRUCTURE CON	.00	.00	.00	.00	28,443.00	.00	28,443.00	.00
TOTAL-6400 CAPITAL	.00	.00	.00	.00	28,443.00	.00	28,443.00	.00
TOTAL-4541 SAFE ROUTES	.00	.00	.00	.00	28,443.00	.00	28,443.00	.00
TOTAL-45 SAFE ROUTES-	.00	.00	.00	.00	28,443.00	.00	28,443.00	.00

SUNGARD PENTAMATION
 DATE: 04/24/2018
 TIME: 15:12:20

CITY OF BATAVIA
 EXPENDITURE COMPARISON REPORT

PAGE NUMBER: 51
 EXPCOMP1

SELECTION CRITERIA: ALL
 ACCOUNTING PERIOD: 3/18

SORTED BY: FUND, ORGANIZATION, 1ST SUBTOTAL, ACCOUNT
 TOTALED ON: FUND, ORGANIZATION, 1ST SUBTOTAL
 PAGE BREAKS ON: FUND, ORGANIZATION

FUND-47 2017 BONDS CITY HALL
 ORGANIZATION-4748 2017 BONDS CITY HALL
 1ST SUBTOTAL-6400 CAPITAL

ACCOUNT	CURRENT YEAR				PRIOR YEAR			
	BUDGET	EXPENDITURES	BALANCE	%	BUDGET	EXPENDITURES	BALANCE	%
6472 BUILDING IMPROVEME	.00	2,892.27	-2,892.27	.00	.00	.00	.00	.00
TOTAL-6400 CAPITAL	.00	2,892.27	-2,892.27	.00	.00	.00	.00	.00
TOTAL-4748 2017 BONDS C	.00	2,892.27	-2,892.27	.00	.00	.00	.00	.00
TOTAL-47 2017 BONDS C	.00	2,892.27	-2,892.27	.00	.00	.00	.00	.00

SUNGARD PENTAMATION
 DATE: 04/24/2018
 TIME: 15:12:20

CITY OF BATAVIA
 EXPENDITURE COMPARISON REPORT

PAGE NUMBER: 52
 EXPCOMPI

SELECTION CRITERIA: ALL
 ACCOUNTING PERIOD: 3/18

SORTED BY: FUND,ORGANIZATION,1ST SUBTOTAL,ACCOUNT
 TOTALED ON: FUND,ORGANIZATION,1ST SUBTOTAL
 PAGE BREAKS ON: FUND,ORGANIZATION

FUND-48 CITY HALL CAPITAL
 ORGANIZATION- ORGN TITLE NOT FOUND
 1ST SUBTOTAL-7000 INTERFUND

ACCOUNT	CURRENT YEAR				PRIOR YEAR			
	BUDGET	EXPENDITURES	BALANCE	%	BUDGET	EXPENDITURES	BALANCE	%
7053 TO 2002A BOND DS #	75,228.00	.00	75,228.00	.00	.00	.00	.00	.00
TOTAL-7000 INTERFUND	75,228.00	.00	75,228.00	.00	.00	.00	.00	.00
TOTAL- TITLE NOT FO	75,228.00	.00	75,228.00	.00	.00	.00	.00	.00

SUNGARD PENTAMATION
 DATE: 04/24/2018
 TIME: 15:12:20

CITY OF BATAVIA
 EXPENDITURE COMPARISON REPORT

PAGE NUMBER: 53
 EXPCOMP1

SELECTION CRITERIA: ALL
 ACCOUNTING PERIOD: 3/18

SORTED BY: FUND,ORGANIZATION,1ST SUBTOTAL,ACCOUNT
 TOTALED ON: FUND,ORGANIZATION,1ST SUBTOTAL
 PAGE BREAKS ON: FUND,ORGANIZATION

FUND-48 CITY HALL CAPITAL
 ORGANIZATION-4848 CITY HALL CAPITAL
 1ST SUBTOTAL-6400 CAPITAL

ACCOUNT	CURRENT YEAR				PRIOR YEAR			
	BUDGET	EXPENDITURES	BALANCE	%	BUDGET	EXPENDITURES	BALANCE	%
6472 BUILDING IMPROVEME	1,713,500.00	407.76	1,713,092.24	.02	515,000.00	7,050.00	507,950.00	1.37
TOTAL-6400 CAPITAL	1,713,500.00	407.76	1,713,092.24	.02	515,000.00	7,050.00	507,950.00	1.37
TOTAL-4848 CITY HALL CA	1,713,500.00	407.76	1,713,092.24	.02	515,000.00	7,050.00	507,950.00	1.37
TOTAL-48 CITY HALL CA	1,788,728.00	407.76	1,788,320.24	.02	515,000.00	7,050.00	507,950.00	1.37

SUNGARD PENTAMATION
 DATE: 04/24/2018
 TIME: 15:12:20

CITY OF BATAVIA
 EXPENDITURE COMPARISON REPORT

PAGE NUMBER: 54
 EXPCOMPI

SELECTION CRITERIA: ALL
 ACCOUNTING PERIOD: 3/18

SORTED BY: FUND, ORGANIZATION, 1ST SUBTOTAL, ACCOUNT
 TOTALED ON: FUND, ORGANIZATION, 1ST SUBTOTAL
 PAGE BREAKS ON: FUND, ORGANIZATION

FUND-53 2017 GO BOND DEBT SERVICE
 ORGANIZATION-5399 2017 GO BOND DEBT SERVICE
 1ST SUBTOTAL-6600 DEBT SERVICE

ACCOUNT	CURRENT YEAR				PRIOR YEAR			
	BUDGET	EXPENDITURES	BALANCE	%	BUDGET	EXPENDITURES	BALANCE	%
6601 PRINCIPAL	217,086.00	.00	217,086.00	.00	.00	.00	.00	.00
6602 INTEREST EXP	193,250.00	.00	193,250.00	.00	.00	.00	.00	.00
TOTAL-6600 DEBT SERVICE	410,336.00	.00	410,336.00	.00	.00	.00	.00	.00
TOTAL-5399 2017 GO BOND	410,336.00	.00	410,336.00	.00	.00	.00	.00	.00
TOTAL-53 2017 GO BOND	410,336.00	.00	410,336.00	.00	.00	.00	.00	.00

SUNGARD PENTAMATION
 DATE: 04/24/2018
 TIME: 15:12:20

CITY OF BATAVIA
 EXPENDITURE COMPARISON REPORT

PAGE NUMBER: 55
 EXPCOMP1

SELECTION CRITERIA: ALL
 ACCOUNTING PERIOD: 3/18

SORTED BY: FUND, ORGANIZATION, 1ST SUBTOTAL, ACCOUNT
 TOTALED ON: FUND, ORGANIZATION, 1ST SUBTOTAL
 PAGE BREAKS ON: FUND, ORGANIZATION

FUND-56 DONOVAN BRIDGE DS
 ORGANIZATION-5699 DONOVAN BRIDGE DS
 1ST SUBTOTAL-6600 DEBT SERVICE

ACCOUNT	CURRENT YEAR				PRIOR YEAR			
	BUDGET	EXPENDITURES	BALANCE	%	BUDGET	EXPENDITURES	BALANCE	%
6601 PRINCIPAL	125,000.00	.00	125,000.00	.00	120,000.00	.00	120,000.00	.00
6602 INTEREST EXP	21,225.00	.00	21,225.00	.00	24,825.00	.00	24,825.00	.00
TOTAL-6600 DEBT SERVICE	146,225.00	.00	146,225.00	.00	144,825.00	.00	144,825.00	.00
TOTAL-5699 DONOVAN BRID	146,225.00	.00	146,225.00	.00	144,825.00	.00	144,825.00	.00
TOTAL-56 DONOVAN BRID	146,225.00	.00	146,225.00	.00	144,825.00	.00	144,825.00	.00

SUNGARD PENTAMATION
 DATE: 04/24/2018
 TIME: 15:12:20

CITY OF BATAVIA
 EXPENDITURE COMPARISON REPORT

PAGE NUMBER: 56
 EXPCOMP1

SELECTION CRITERIA: ALL
 ACCOUNTING PERIOD: 3/18

SORTED BY: FUND, ORGANIZATION, 1ST SUBTOTAL, ACCOUNT
 TOTALED ON: FUND, ORGANIZATION, 1ST SUBTOTAL
 PAGE BREAKS ON: FUND, ORGANIZATION

FUND-62 FIRE 2% FUND
 ORGANIZATION-6262 FIRE 2% FUND
 1ST SUBTOTAL-6200 EMPLOYEE DEVELOPMENT

ACCOUNT	CURRENT YEAR				PRIOR YEAR			
	BUDGET	EXPENDITURES	BALANCE	%	BUDGET	EXPENDITURES	BALANCE	%
6205 MEMBERSHIP	.00	.00	.00	.00	.00	222.90	-222.90	.00
6207 EMPLOYEE RECOGNITI	.00	.00	.00	.00	.00	3,875.08	-3,875.08	.00
6210 TRAINING-TRAVEL	.00	.00	.00	.00	.00	1,218.11	-1,218.11	.00
TOTAL-6200 EMPLOYEE DEV	.00	.00	.00	.00	.00	5,316.09	-5,316.09	.00
6259 MEALS & REFRESHMEN	.00	.00	.00	.00	.00	850.49	-850.49	.00
6264 GENERAL SUPPLIES	.00	.00	.00	.00	.00	2,901.85	-2,901.85	.00
TOTAL-6214 COMMODITIES	.00	.00	.00	.00	.00	3,752.34	-3,752.34	.00
6355 PROFESSIONAL SERVI	.00	.00	.00	.00	.00	456.00	-456.00	.00
TOTAL-6350 PROFESSIONAL	.00	.00	.00	.00	.00	456.00	-456.00	.00
6505 GENERAL LIABILITY	.00	.00	.00	.00	.00	13,538.00	-13,538.00	.00
TOTAL-6500 INSURANCE	.00	.00	.00	.00	.00	13,538.00	-13,538.00	.00
TOTAL-6262 FIRE 2% FUND	.00	.00	.00	.00	.00	23,062.43	-23,062.43	.00
TOTAL-62 FIRE 2% FUND	.00	.00	.00	.00	.00	23,062.43	-23,062.43	.00

SUNGARD PENTAMATION
 DATE: 04/24/2018
 TIME: 15:12:20

CITY OF BATAVIA
 EXPENDITURE COMPARISON REPORT

PAGE NUMBER: 57
 EXPCOMP1

SELECTION CRITERIA: ALL
 ACCOUNTING PERIOD: 3/18

SORTED BY: FUND, ORGANIZATION, 1ST SUBTOTAL, ACCOUNT
 TOTALED ON: FUND, ORGANIZATION, 1ST SUBTOTAL
 PAGE BREAKS ON: FUND, ORGANIZATION

FUND-71 PW CAPITAL
 ORGANIZATION-7137 PUBLIC WORKS CAPITAL
 1ST SUBTOTAL-6400 CAPITAL

ACCOUNT	CURRENT YEAR				PRIOR YEAR			
	BUDGET	EXPENDITURES	BALANCE	%	BUDGET	EXPENDITURES	BALANCE	%
6450 VEHICLES	647,552.00	55,051.95	592,500.05	8.50	485,000.00	36,566.66	448,433.34	7.54
TOTAL-6400 CAPITAL	647,552.00	55,051.95	592,500.05	8.50	485,000.00	36,566.66	448,433.34	7.54
TOTAL-7137 PUBLIC WORKS	647,552.00	55,051.95	592,500.05	8.50	485,000.00	36,566.66	448,433.34	7.54
TOTAL-71 PW CAPITAL	647,552.00	55,051.95	592,500.05	8.50	485,000.00	36,566.66	448,433.34	7.54

SUNGARD PENTAMATION
 DATE: 04/24/2018
 TIME: 15:12:20

CITY OF BATAVIA
 EXPENDITURE COMPARISON REPORT

PAGE NUMBER: 58
 EXPCOMP1

SELECTION CRITERIA: ALL
 ACCOUNTING PERIOD: 3/18

SORTED BY: FUND, ORGANIZATION, 1ST SUBTOTAL, ACCOUNT
 TOTALED ON: FUND, ORGANIZATION, 1ST SUBTOTAL
 PAGE BREAKS ON: FUND, ORGANIZATION

FUND-72 FIRE CAPITAL
 ORGANIZATION-7238 FIRE CAPITAL ACQUISITION
 1ST SUBTOTAL-6400 CAPITAL

ACCOUNT	CURRENT YEAR				PRIOR YEAR			
	BUDGET	EXPENDITURES	BALANCE	%	BUDGET	EXPENDITURES	BALANCE	%
6450 VEHICLES	32,000.00	27,264.72	4,735.28	85.20	29,000.00	.00	29,000.00	.00
TOTAL-6400 CAPITAL	32,000.00	27,264.72	4,735.28	85.20	29,000.00	.00	29,000.00	.00
TOTAL-7238 FIRE CAPITAL	32,000.00	27,264.72	4,735.28	85.20	29,000.00	.00	29,000.00	.00
TOTAL-72 FIRE CAPITAL	32,000.00	27,264.72	4,735.28	85.20	29,000.00	.00	29,000.00	.00
TOTAL REPORT	137,924,033.00	20,515,797.93	*****	14.87	133,411,135.00	22,632,655.64	*****	16.96

Outstanding Inv by Fund
City of Batavia
 Unamortized Book Value
 Receipts in Period
 03/31/18 - 03/31/18

Fund Number	Safekeeping Institution	Security Description			Ending Par Val/Shares	Ending Amor Val/Cost	Yield Matur
10 - General							
10	City of Batavia	Cash			900.00	900.00	0.0000
10	PMA-Harris	Certificate of Deposit	1.061	06/28/18	242,000.00	242,000.00	1.0610
10	PMA-Harris	Certificate of Deposit	0.90	10/25/18	245,500.00	245,500.00	0.9000
10	PMA-Harris	Certificate of Deposit	1.01	05/01/18	247,400.00	247,400.00	1.0100
10	PMA-Harris	Certificate of Deposit	1.443	08/26/19	242,800.00	242,800.00	1.4430
10	PMA-Harris	Certificate of Deposit	1.323	08/24/18	246,700.00	246,700.00	1.3230
10	PMA-Harris	Certificate of Deposit	1.35	03/14/19	245,000.00	245,000.00	1.3500
10	PMA-Harris	Certificate of Deposit	1.538	09/20/19	242,300.00	242,300.00	1.5380
10	CIBC Bank	Certificate of Deposit	1.08	09/28/18	1,000,000.00	1,000,000.00	1.0800
10	CIBC Bank	Certificate of Deposit	1.08	10/05/18	1,000,000.00	1,000,000.00	1.0800
10	PMA-Harris	Certificate of Deposit	1.60	12/07/18	246,000.00	246,000.00	1.6000
10	CIBC Bank	Certificate of Deposit	1.75	02/08/19	500,000.00	500,000.00	1.7500
10	Custody - Harris Bank	Federal Farm Credit Bank	1.375	03/27/19	500,000.00	499,889.00	1.3900
10	Custody - Harris Bank	Federal Farm Credit Bank	1.18	06/13/19	500,000.00	497,750.00	1.4443
10	Custody - Harris Bank	FHLB 1.625	12/04/18		250,000.00	249,950.00	1.6456
10	Custody - Harris Bank	FHLB 1.125	04/25/18		500,000.00	500,000.00	1.1250
10	Custody - Harris Bank	Gov Account - Money Market			4,799.66	4,799.66	0.0000
10	CIBC Bank	Money Market			22,451.98	22,451.98	1.1500
10	Harris Bank Batavia	Money Market			1,440,763.43	1,440,763.43	0.0000
10	Custody - Harris Bank	Municipal Bond	3.50	12/01/21	120,000.00	128,443.20	1.9501
10	Custody - Harris Bank	Municipal Bond	2.00	03/01/19	25,000.00	25,231.25	1.5004
10	Custody - Harris Bank	Municipal Bond	1.10	05/01/18	850,000.00	849,515.50	1.2004
10	Custody - Harris Bank	Municipal Bond	3.00	01/01/20	255,000.00	270,720.75	1.1975
10	PMA-Harris	NOW-Other MM Funds			1,468.26	1,468.26	1.0000
10	Illinois Funds	NOW-Other MM Funds			29,462.29	29,462.29	0.0000
10	Xpress Bill Pay	NOW-Other MM Funds			83,353.72	83,353.72	0.0000
10	MB Financial	NOW-Other MM Funds			10,000.00	10,000.00	0.7000
10	Illinois Funds	State Pool			<u>3,667,779.86</u>	<u>3,667,779.86</u>	<u>1.0150</u>
10 - General Total					<u>12,718,679.20</u>	<u>12,740,178.90</u>	<u>1.0469</u>
11 - TIF District #1							
11	CIBC Bank	Money Market			0.00	0.00	1.1500
11	Harris Bank Batavia	Money Market			204,734.24	204,734.24	0.0000
11	Illinois Funds	State Pool			<u>0.00</u>	<u>0.00</u>	<u>1.0150</u>
11 - TIF District #1 Total					<u>204,734.24</u>	<u>204,734.24</u>	<u>0.0039</u>
12 - TIF District #3							
12	CIBC Bank	Money Market			0.00	0.00	1.1500
12	Harris Bank Batavia	Money Market			6,341.93	6,341.93	0.0000
12	Illinois Funds	State Pool			<u>0.00</u>	<u>0.00</u>	<u>1.0150</u>
12 - TIF District #3 Total					<u>6,341.93</u>	<u>6,341.93</u>	<u>0.1246</u>
13 - TIF #4 West Town							
13	Harris Bank Batavia	Money Market			<u>18,679.22</u>	<u>18,679.22</u>	<u>0.0000</u>
13 - TIF #4 West Town Total					<u>18,679.22</u>	<u>18,679.22</u>	<u>0.0000</u>
14 - ED Grant							
14	Harris Bank Batavia	Money Market			22,621.29	22,621.29	0.0000
14	Illinois Funds	State Pool			<u>325,369.26</u>	<u>325,369.26</u>	<u>1.0150</u>
14 - ED Grant Total					<u>347,990.55</u>	<u>347,990.55</u>	<u>0.9489</u>

Outstanding Inv by Fund
City of Batavia
Unamortized Book Value
Receipts in Period
03/31/18 - 03/31/18

Fund Number	Safekeeping Institution	Security Description		Ending Par Val/Shares	Ending Amor Val/Cost	Yield Matur
15 - Health Insurance						
15	Custody - Harris Bank	Gov Account - Money Market		0.00	0.00	0.0000
15	CIBC Bank	Money Market		0.00	0.00	1.1500
15	Harris Bank Batavia	Money Market		286,248.25	286,248.25	0.0000
15	PMA-Harris	NOW-Other MM Funds		0.00	0.00	1.0000
15	Illinois Funds	State Pool		<u>0.00</u>	<u>0.00</u>	<u>1.0150</u>
15 - Health Insurance Total				<u>286,248.25</u>	<u>286,248.25</u>	<u>0.0040</u>
18 - Motor Fuel Tax						
18	MB Financial	Certificate of Deposit	1.15 06/28/18	2,000,000.00	2,000,000.00	1.1500
18	CIBC Bank	Money Market		0.00	0.00	1.1500
18	Harris Bank Batavia	Money Market		0.00	0.00	0.0000
18	PMA-Harris	NOW-Other MM Funds		0.00	0.00	1.0000
18	MB Financial	NOW-Other MM Funds		766,898.00	766,898.00	0.7500
18	Illinois Funds	State Pool		<u>0.00</u>	<u>0.00</u>	<u>1.0150</u>
18 - Motor Fuel Tax Total				<u>2,766,898.00</u>	<u>2,766,898.00</u>	<u>1.0407</u>
20 - Workers Compensation						
20	Custody - Harris Bank	Federal Farm Credit Bank	1.07 10/19/18	150,000.00	149,239.50	1.8161
20	Custody - Harris Bank	FHLMC	1.625 10/30/19	500,000.00	498,750.00	1.7602
20	Custody - Harris Bank	Gov Account - Money Market		2,056.28	2,056.28	0.0000
20	CIBC Bank	Money Market		0.00	0.00	1.1500
20	Harris Bank Batavia	Money Market		478,495.36	478,495.36	0.0000
20	Custody - Harris Bank	Municipal Bond	4.00 12/01/18	250,000.00	254,127.50	1.9063
20	Illinois Funds	State Pool		<u>0.00</u>	<u>0.00</u>	<u>1.0150</u>
20 - Workers Compensation Total				<u>1,380,551.64</u>	<u>1,382,668.64</u>	<u>1.1875</u>
21 - Electric						
21	City of Batavia	Cash		0.00	0.00	0.0000
21	PMA-Harris	Certificate of Deposit	1.26 08/01/18	246,800.00	246,800.00	1.2600
21	PMA-Harris	Certificate of Deposit	1.26 09/05/18	246,800.00	246,800.00	1.2600
21	PMA-Harris	Certificate of Deposit	0.98 02/28/19	244,800.00	244,800.00	0.9800
21	CIBC Bank	Certificate of Deposit	1.18 10/23/18	2,000,000.00	2,000,000.00	1.1800
21	PMA-Harris	Certificate of Deposit	1.50 10/07/19	242,500.00	242,500.00	1.5000
21	PMA-Harris	Certificate of Deposit	1.566 10/07/19	242,100.00	242,100.00	1.5660
21	PMA-Harris	Certificate of Deposit	1.543 10/16/19	242,300.00	242,300.00	1.5430
21	PMA-Harris	Certificate of Deposit	1.59 12/07/18	246,000.00	246,000.00	1.5900
21	PMA-Harris	Certificate of Deposit	1.55 12/11/18	246,100.00	246,100.00	1.5500
21	CIBC Bank	Certificate of Deposit	1.75 02/08/19	500,000.00	500,000.00	1.7500
21	CIBC Bank	Certificate of Deposit	0.84 04/03/18	1,000,000.00	1,000,000.00	0.8400
21	CIBC Bank	Certificate of Deposit	0.84 04/06/18	1,500,000.00	1,500,000.00	0.8400
21	CIBC Bank	Certificate of Deposit	1.03 04/24/18	2,000,000.00	2,000,000.00	1.0300
21	PMA-Harris	Certificate of Deposit	0.862 10/09/18	245,700.00	245,700.00	0.8620
21	PMA-Harris	Certificate of Deposit	1.25 06/28/18	246,800.00	246,800.00	1.2500
21	PMA-Harris	Certificate of Deposit	0.961 10/09/18	245,200.00	245,200.00	0.9610
21	Custody - Harris Bank	Federal Farm Credit Bank	1.02 11/02/18	500,000.00	497,500.00	1.5430
21	Custody - Harris Bank	Federal Farm Credit Bank	1.65 06/01/20	500,000.00	496,750.00	1.9195
21	Custody - Harris Bank	Federal Farm Credit Bank	1.19 04/22/19	100,000.00	99,320.00	1.6971
21	Custody - Harris Bank	Federal Farm Credit Bank	1.18 08/01/19	500,000.00	495,000.00	1.8101
21	Custody - Harris Bank	Federal Farm Credit Bank	1.59 09/14/20	500,000.00	495,000.00	1.9668

Outstanding Inv by Fund
City of Batavia
Unamortized Book Value
Receipts in Period
03/31/18 - 03/31/18

Fund Number	Safekeeping Institution	Security Description			Ending Par Val/Shares	Ending Amor Val/Cost	Yield Matur
21	Custody - Harris Bank	Federal Farm Credit Bank	1.51	09/04/18	300,000.00	299,580.00	1.7492
21	Custody - Harris Bank	Federal Farm Credit Bank	1.07	10/19/18	500,000.00	497,465.00	1.7871
21	Custody - Harris Bank	Federal Farm Credit Bank	1.30	05/15/19	600,000.00	600,000.00	1.3000
21	Custody - Harris Bank	Federal Farm Credit Bank	1.07	10/19/18	250,000.00	248,732.50	1.8161
21	Custody - Harris Bank	FHLB	0.75	12/30/19	500,000.00	500,000.00	2.5759
21	Custody - Harris Bank	FHLB	1.65	09/28/20	500,000.00	499,000.00	1.7195
21	Custody - Harris Bank	FHLB	1.70	11/27/20	240,000.00	239,400.00	1.7832
21	Custody - Harris Bank	FHLB	1.625	12/04/18	250,000.00	249,950.00	1.6456
21	Custody - Harris Bank	FHLB	0.875	08/08/18	500,000.00	500,000.00	0.8750
21	Custody - Harris Bank	FHLB	1.05	10/05/18	500,000.00	500,000.00	1.0500
21	Custody - Harris Bank	FHLB	1.625	10/12/22	350,000.00	349,650.00	2.2745
21	Custody - Harris Bank	FHLMC	1.25	07/26/19	500,000.00	498,750.00	1.3784
21	Custody - Harris Bank	Gov Account - Money Market			523,629.80	523,629.80	0.0000
21	CIBC Bank	Money Market			311,962.26	311,962.26	1.1500
21	Harris Bank Batavia	Money Market			2,688,112.64	2,688,112.64	0.0000
21	Custody - Harris Bank	Municipal Bond	5.00	12/15/19	500,000.00	556,980.00	1.2002
21	Custody - Harris Bank	Municipal Bond	2.00	03/01/19	50,000.00	50,462.50	1.5004
21	Custody - Harris Bank	Municipal Bond	2.00	12/01/19	300,000.00	302,307.00	1.7001
21	Custody - Harris Bank	Municipal Bond	1.644	05/01/18	500,000.00	502,620.00	1.2003
21	Custody - Harris Bank	Municipal Bond	4.89	07/15/18	100,000.00	104,271.00	1.4507
21	PMA-Harris	NOW-Other MM Funds			1,109.33	1,109.33	1.0000
21	Illinois Funds	NOW-Other MM Funds			0.00	0.00	0.0000
21	Illinois Funds	State Pool			691,068.72	691,068.72	1.0150
21 - Electric Total					<u>22,450,982.75</u>	<u>22,493,720.75</u>	<u>1.1497</u>
30 - Water							
30	CIBC Bank	Certificate of Deposit	1.18	10/26/18	1,000,000.00	1,000,000.00	1.1800
30	PMA-Harris	Certificate of Deposit	1.017	07/30/18	244,900.00	244,900.00	1.0170
30	PMA-Harris	Certificate of Deposit	1.262	08/24/18	246,800.00	246,800.00	1.2620
30	PMA-Harris	Certificate of Deposit	1.262	08/24/18	246,800.00	246,800.00	1.2620
30	PMA-Harris	Certificate of Deposit	1.60	07/05/18	246,900.00	246,900.00	1.6000
30	Custody - Harris Bank	Federal Farm Credit Bank	1.19	04/22/19	150,000.00	148,980.00	1.6971
30	Custody - Harris Bank	Federal Farm Credit Bank	1.43	09/11/19	250,000.00	247,723.50	2.0000
30	Custody - Harris Bank	Federal Farm Credit Bank	1.07	10/19/18	100,000.00	99,493.00	1.8161
30	Custody - Harris Bank	Gov Account - Money Market			4,333.84	4,333.84	0.0000
30	CIBC Bank	Money Market			3,912.90	3,912.90	1.1500
30	Harris Bank Batavia	Money Market			581,465.01	581,465.01	0.0000
30	Custody - Harris Bank	Municipal Bond	5.00	02/01/20	100,000.00	106,628.00	1.9971
30	Custody - Harris Bank	Municipal Bond	2.00	03/01/19	50,000.00	50,462.50	1.5004
30	PMA-Harris	NOW-Other MM Funds			5,260.94	5,260.94	1.0000
30	Illinois Funds	NOW-Other MM Funds			35.00	35.00	0.0000
30	Illinois Funds	State Pool			505,165.51	505,165.51	1.0150
30 - Water Total					<u>3,735,573.20</u>	<u>3,738,860.20</u>	<u>1.1225</u>
31 - Wastewater							
31	Custody - Harris Bank	FHLMC	1.00	08/28/18	500,000.00	498,244.84	1.6500
31	Custody - Harris Bank	Gov Account - Money Market			3,177.38	3,177.38	0.0000
31	CIBC Bank	Money Market			0.00	0.00	1.1500
31	Harris Bank Batavia	Money Market			1,800,780.02	1,800,780.02	0.0000

Outstanding Inv by Fund
City of Batavia
 Unamortized Book Value
 Receipts in Period
 03/31/18 - 03/31/18

Fund Number	Safekeeping Institution	Security Description	Ending Par Val/Shares	Ending Amor Val/Cost	Yield Matur
31	Illinois Funds	State Pool	3,742,634.47	3,742,634.47	1.0150
31 - Wastewater Total			<u>6,046,591.87</u>	<u>6,044,836.71</u>	<u>0.7653</u>
32 - GO Bonds Drainage					
32	Custody - Bond Funds 1041	FHLB 1.125 06/21/19	300,000.00	297,273.00	1.7404
32	Custody - Bond Funds 1041	FHLB 1.23 07/14/20	1,000,000.00	982,100.00	1.9482
32	Custody - Bond Funds 1041	FHLB 1.25 10/02/19	800,000.00	792,320.00	1.7990
32	Custody - Bond Funds 1041	FHLMC 1.50 03/19/20	300,000.00	297,534.00	1.8749
32	Custody - Bond Funds 1041	Gov Account - Money Market	141,885.85	141,885.85	0.0000
32	Harris Bank Batavia	Money Market	-6,533.36	-6,533.36	0.0000
32	Custody - Bond Funds 1041	Treasury Note 1.25 12/15/18	850,000.00	846,685.00	1.6502
32	Custody - Bond Funds 1041	Treasury Note 1.125 06/15/18	450,000.00	449,509.50	1.3504
32	Custody - Bond Funds 1041	Treasury Note 1.00 09/15/18	<u>1,060,000.00</u>	<u>1,055,760.00</u>	<u>1.5489</u>
32 - GO Bonds Drainage Total			<u>4,895,352.49</u>	<u>4,856,533.99</u>	<u>1.6597</u>
33 - Drainage Projects					
33	Harris Bank Batavia	Money Market	1,354,304.82	1,354,304.82	0.0000
33	Illinois Funds	State Pool	0.00	0.00	1.0150
33 - Drainage Projects Total			<u>1,354,304.82</u>	<u>1,354,304.82</u>	<u>0.0003</u>
41 - Fire Station Debt Service					
41	CIBC Bank	Money Market	0.00	0.00	1.1500
41	Harris Bank Batavia	Money Market	716,400.90	716,400.90	0.0000
41	Illinois Funds	State Pool	0.00	0.00	1.0150
41 - Fire Station Debt Service Total			<u>716,400.90</u>	<u>716,400.90</u>	<u>0.0011</u>
42 - Deerpath Bridge Rehab					
42	Harris Bank Batavia	Money Market	0.00	0.00	0.0000
42 - Deerpath Bridge Rehab Total			<u>0.00</u>	<u>0.00</u>	<u>0.0000</u>
43 - Street Imp/Non-MFT					
43	Harris Bank Batavia	Money Market	444,230.33	444,230.33	0.0000
43	Illinois Funds	State Pool	0.00	0.00	1.0150
43 - Street Imp/Non-MFT Total			<u>444,230.33</u>	<u>444,230.33</u>	<u>0.0008</u>
45 - Safe Routes to School Projects					
45	Harris Bank Batavia	Money Market	0.00	0.00	0.0000
45 - Safe Routes to School Projects Total			<u>0.00</u>	<u>0.00</u>	<u>0.0000</u>
47 - GO Bonds City Hall					
47	Custody - Bond Funds 1041	FHLB 1.125 06/21/19	300,000.00	297,273.00	1.7404
47	Custody - Bond Funds 1041	Gov Account - Money Market	6,486.39	6,486.39	0.0000
47	Harris Bank Batavia	Money Market	-2,892.27	-2,892.27	0.0000
47	Custody - Bond Funds 1041	Treasury Note 1.125 06/15/18	450,000.00	449,509.50	1.3504
47	Custody - Bond Funds 1041	Treasury Note 1.00 09/15/18	<u>340,000.00</u>	<u>338,640.00</u>	<u>1.5489</u>
47 - GO Bonds City Hall Total			<u>1,093,594.12</u>	<u>1,089,016.62</u>	<u>1.5150</u>
48 - City Hall Capital Improvements					
48	Custody - Harris Bank	FHLB 0.875 08/08/18	500,000.00	497,990.00	1.6008
48	Custody - Harris Bank	Gov Account - Money Market	2,265.21	2,265.21	0.0000
48	CIBC Bank	Money Market	0.00	0.00	1.1500
48	Harris Bank Batavia	Money Market	157,889.23	157,889.23	0.0000
48	Illinois Funds	State Pool	0.00	0.00	1.0150
48 - City Hall Capital Improvements Total			<u>660,154.44</u>	<u>658,144.44</u>	<u>1.2165</u>
55 - Flood Control DS					

Outstanding Inv by Fund
City of Batavia
 Unamortized Book Value
 Receipts in Period
 03/31/18 - 03/31/18

Fund Number	Safekeeping Institution	Security Description			Ending Par Val/Shares	Ending Amor Val/Cost	Yield Matur
55	Harris Bank Batavia	Money Market			0.00	0.00	0.0000
55	Illinois Funds	State Pool			<u>0.00</u>	<u>0.00</u>	<u>1.0150</u>
55 - Flood Control DS Total					<u>0.00</u>	<u>0.00</u>	<u>1.0150</u>
56 - Bridge Bonds DS							
56	Harris Bank Batavia	Money Market			6,597.71	6,597.71	0.0000
56	Illinois Funds	State Pool			<u>0.00</u>	<u>0.00</u>	<u>1.0150</u>
56 - Bridge Bonds DS Total					<u>6,597.71</u>	<u>6,597.71</u>	<u>0.0561</u>
61 - Trust & Agency							
61	Harris Bank Batavia	Money Market			161,560.47	161,560.47	0.0000
61	Illinois Funds	NOW-Other MM Funds			204.00	204.00	0.0000
61	Illinois Funds	State Pool			<u>0.00</u>	<u>0.00</u>	<u>1.0150</u>
61 - Trust & Agency Total					<u>161,764.47</u>	<u>161,764.47</u>	<u>0.0023</u>
62 - 2% Fund							
62	State First Bank	Certificate of Deposit	1.10	03/06/19	13,103.71	13,103.71	1.1000
62	State First Bank	NOW-Other MM Funds			76,301.99	76,301.99	0.0000
62	State First Bank	NOW-Other MM Funds			<u>21,826.12</u>	<u>21,826.12</u>	<u>0.0000</u>
62 - 2% Fund Total					<u>111,231.82</u>	<u>111,231.82</u>	<u>0.1296</u>
63 - SSA #57							
63	Harris Bank Batavia	Money Market			0.00	0.00	0.0000
63 - SSA #57 Total					<u>0.00</u>	<u>0.00</u>	<u>0.0000</u>
64 - CDAP							
64	Harris Bank Batavia	Money Market			<u>296,474.59</u>	<u>296,474.59</u>	<u>0.0000</u>
64 - CDAP Total					<u>296,474.59</u>	<u>296,474.59</u>	<u>0.0000</u>
71 - Public Works Capital Dev.							
71	PMA-Harris	Certificate of Deposit	0.893	09/20/18	245,500.00	245,500.00	0.8930
71	Harris Bank Batavia	Money Market			319,055.26	319,055.26	0.0000
71	PMA-Harris	NOW-Other MM Funds			14.73	14.73	1.0000
71	Illinois Funds	State Pool			<u>0.00</u>	<u>0.00</u>	<u>1.0150</u>
71 - Public Works Capital Dev. Total					<u>564,569.99</u>	<u>564,569.99</u>	<u>0.3920</u>
72 - Fire Dept. Capital Dev.							
72	PMA-Harris	Certificate of Deposit	1.343	09/20/18	246,600.00	246,600.00	1.3430
72	Custody - Harris Bank	Gov Account - Money Market			958.05	958.05	0.0000
72	Harris Bank Batavia	Money Market			214,747.35	214,747.35	0.0000
72	Custody - Harris Bank	Municipal Bond	5.00	02/01/20	190,000.00	202,593.20	1.9971
72	PMA-Harris	NOW-Other MM Funds			15.00	15.00	1.0000
72	Illinois Funds	State Pool			<u>0.00</u>	<u>0.00</u>	<u>1.0150</u>
72 - Fire Dept. Capital Dev. Total					<u>652,320.40</u>	<u>664,913.60</u>	<u>1.1121</u>
Combined Port							
Total	City of Batavia	Cash			900.00	900.00	0.0000
Total	PMA-Harris	Certificate of Deposit	1.26	09/05/18	246,800.00	246,800.00	1.2600
Total	PMA-Harris	Certificate of Deposit	1.59	12/07/18	246,000.00	246,000.00	1.5900
Total	PMA-Harris	Certificate of Deposit	1.017	07/30/18	244,900.00	244,900.00	1.0170
Total	CIBC Bank	Certificate of Deposit	1.18	10/23/18	2,000,000.00	2,000,000.00	1.1800
Total	CIBC Bank	Certificate of Deposit	1.08	09/28/18	1,000,000.00	1,000,000.00	1.0800
Total	PMA-Harris	Certificate of Deposit	1.538	09/20/19	242,300.00	242,300.00	1.5380
Total	CIBC Bank	Certificate of Deposit	1.75	02/08/19	1,000,000.00	1,000,000.00	1.7500
Total	PMA-Harris	Certificate of Deposit	1.50	10/07/19	242,500.00	242,500.00	1.5000

Outstanding Inv by Fund
City of Batavia
Unamortized Book Value
Receipts in Period
03/31/18 - 03/31/18

Fund Number	Safekeeping Institution	Security Description	Par	Ending Val/Shares	Ending Amor Val/Cost	Yield Matur	
Total	PMA-Harris	Certificate of Deposit	1.25	06/28/18	246,800.00	246,800.00	1.2500
Total	PMA-Harris	Certificate of Deposit	1.26	08/01/18	246,800.00	246,800.00	1.2600
Total	PMA-Harris	Certificate of Deposit	0.98	02/28/19	244,800.00	244,800.00	0.9800
Total	CIBC Bank	Certificate of Deposit	1.18	10/26/18	1,000,000.00	1,000,000.00	1.1800
Total	PMA-Harris	Certificate of Deposit	1.323	08/24/18	246,700.00	246,700.00	1.3230
Total	CIBC Bank	Certificate of Deposit	0.84	04/03/18	1,000,000.00	1,000,000.00	0.8400
Total	PMA-Harris	Certificate of Deposit	1.061	06/28/18	242,000.00	242,000.00	1.0610
Total	CIBC Bank	Certificate of Deposit	0.84	04/06/18	1,500,000.00	1,500,000.00	0.8400
Total	PMA-Harris	Certificate of Deposit	1.262	08/24/18	246,800.00	246,800.00	1.2620
Total	CIBC Bank	Certificate of Deposit	1.03	04/24/18	2,000,000.00	2,000,000.00	1.0300
Total	PMA-Harris	Certificate of Deposit	1.55	12/11/18	246,100.00	246,100.00	1.5500
Total	PMA-Harris	Certificate of Deposit	0.90	10/25/18	245,500.00	245,500.00	0.9000
Total	PMA-Harris	Certificate of Deposit	0.961	10/09/18	245,200.00	245,200.00	0.9610
Total	CIBC Bank	Certificate of Deposit	1.08	10/05/18	1,000,000.00	1,000,000.00	1.0800
Total	PMA-Harris	Certificate of Deposit	1.566	10/07/19	242,100.00	242,100.00	1.5660
Total	PMA-Harris	Certificate of Deposit	1.01	05/01/18	247,400.00	247,400.00	1.0100
Total	PMA-Harris	Certificate of Deposit	1.35	03/14/19	245,000.00	245,000.00	1.3500
Total	PMA-Harris	Certificate of Deposit	1.443	08/26/19	242,800.00	242,800.00	1.4430
Total	State First Bank	Certificate of Deposit	1.10	03/06/19	13,103.71	13,103.71	1.1000
Total	PMA-Harris	Certificate of Deposit	0.893	09/20/18	245,500.00	245,500.00	0.8930
Total	PMA-Harris	Certificate of Deposit	0.862	10/09/18	245,700.00	245,700.00	0.8620
Total	PMA-Harris	Certificate of Deposit	1.343	09/20/18	246,600.00	246,600.00	1.3430
Total	PMA-Harris	Certificate of Deposit	1.262	08/24/18	246,800.00	246,800.00	1.2620
Total	MB Financial	Certificate of Deposit	1.15	06/28/18	2,000,000.00	2,000,000.00	1.1500
Total	PMA-Harris	Certificate of Deposit	1.543	10/16/19	242,300.00	242,300.00	1.5430
Total	PMA-Harris	Certificate of Deposit	1.60	12/07/18	246,000.00	246,000.00	1.6000
Total	PMA-Harris	Certificate of Deposit	1.60	07/05/18	246,900.00	246,900.00	1.6000
Total	Custody - Harris Bank	Federal Farm Credit Bank	1.02	11/02/18	500,000.00	497,500.00	1.5430
Total	Custody - Harris Bank	Federal Farm Credit Bank	1.19	04/22/19	250,000.00	248,300.00	1.6971
Total	Custody - Harris Bank	Federal Farm Credit Bank	1.43	09/11/19	250,000.00	247,723.50	2.0000
Total	Custody - Harris Bank	Federal Farm Credit Bank	1.51	09/04/18	300,000.00	299,580.00	1.7492
Total	Custody - Harris Bank	Federal Farm Credit Bank	1.07	10/19/18	500,000.00	497,465.00	1.7871
Total	Custody - Harris Bank	Federal Farm Credit Bank	1.18	08/01/19	500,000.00	495,000.00	1.8101
Total	Custody - Harris Bank	Federal Farm Credit Bank	1.18	06/13/19	500,000.00	497,750.00	1.4443
Total	Custody - Harris Bank	Federal Farm Credit Bank	1.59	09/14/20	500,000.00	495,000.00	1.9668
Total	Custody - Harris Bank	Federal Farm Credit Bank	1.30	05/15/19	600,000.00	600,000.00	1.3000
Total	Custody - Harris Bank	Federal Farm Credit Bank	1.375	03/27/19	500,000.00	499,889.00	1.3900
Total	Custody - Harris Bank	Federal Farm Credit Bank	1.65	06/01/20	500,000.00	496,750.00	1.9195
Total	Custody - Harris Bank	Federal Farm Credit Bank	1.07	10/19/18	500,000.00	497,465.00	1.8161
Total	Custody - Harris Bank	FHLB	1.70	11/27/20	240,000.00	239,400.00	1.7832
Total	Custody - Bond Funds 1041	FHLB	1.25	10/02/19	800,000.00	792,320.00	1.7990
Total	Custody - Harris Bank	FHLB	1.625	10/12/22	350,000.00	349,650.00	2.2745
Total	Custody - Harris Bank	FHLB	0.875	08/08/18	500,000.00	500,000.00	0.8750
Total	Custody - Harris Bank	FHLB	0.875	08/08/18	500,000.00	497,990.00	1.6008
Total	Custody - Harris Bank	FHLB	1.125	04/25/18	500,000.00	500,000.00	1.1250
Total	Custody - Harris Bank	FHLB	0.75	12/30/19	500,000.00	500,000.00	2.5759
Total	Custody - Bond Funds 1041	FHLB	1.23	07/14/20	1,000,000.00	982,100.00	1.9482

Outstanding Inv by Fund
City of Batavia
Unamortized Book Value
Receipts in Period
03/31/18 - 03/31/18

Fund Number	Safekeeping Institution	Security Description	Ending Par Val/Shares	Ending Amor Val/Cost	Yield Matur
Total	Custody - Bond Funds 1041	FHLB 1.125 06/21/19	600,000.00	594,546.00	1.7404
Total	Custody - Harris Bank	FHLB 1.625 12/04/18	500,000.00	499,900.00	1.6456
Total	Custody - Harris Bank	FHLB 1.65 09/28/20	500,000.00	499,000.00	1.7195
Total	Custody - Harris Bank	FHLB 1.05 10/05/18	500,000.00	500,000.00	1.0500
Total	Custody - Harris Bank	FHLMC 1.25 07/26/19	500,000.00	498,750.00	1.3784
Total	Custody - Harris Bank	FHLMC 1.00 08/28/18	500,000.00	498,244.84	1.6500
Total	Custody - Harris Bank	FHLMC 1.625 10/30/19	500,000.00	498,750.00	1.7602
Total	Custody - Bond Funds 1041	FHLMC 1.50 03/19/20	300,000.00	297,534.00	1.8749
Total	Custody - Bond Funds 1041	Gov Account - Money Market	148,372.24	148,372.24	0.0000
Total	Custody - Harris Bank	Gov Account - Money Market	541,220.22	541,220.22	0.0000
Total	CIBC Bank	Money Market	338,327.14	338,327.14	1.1500
Total	Harris Bank Batavia	Money Market	11,190,076.42	11,190,076.42	0.0000
Total	Custody - Harris Bank	Municipal Bond 1.10 05/01/18	850,000.00	849,515.50	1.2004
Total	Custody - Harris Bank	Municipal Bond 5.00 02/01/20	290,000.00	309,221.20	1.9971
Total	Custody - Harris Bank	Municipal Bond 3.00 01/01/20	255,000.00	270,720.75	1.1975
Total	Custody - Harris Bank	Municipal Bond 2.00 12/01/19	300,000.00	302,307.00	1.7001
Total	Custody - Harris Bank	Municipal Bond 2.00 03/01/19	125,000.00	126,156.25	1.5004
Total	Custody - Harris Bank	Municipal Bond 3.50 12/01/21	120,000.00	128,443.20	1.9501
Total	Custody - Harris Bank	Municipal Bond 5.00 12/15/19	500,000.00	556,980.00	1.2002
Total	Custody - Harris Bank	Municipal Bond 1.644 05/01/18	500,000.00	502,620.00	1.2003
Total	Custody - Harris Bank	Municipal Bond 4.00 12/01/18	250,000.00	254,127.50	1.9063
Total	Custody - Harris Bank	Municipal Bond 4.89 07/15/18	100,000.00	104,271.00	1.4507
Total	Illinois Funds	NOW-Other MM Funds	29,701.29	29,701.29	0.0000
Total	MB Financial	NOW-Other MM Funds	766,898.00	766,898.00	0.7500
Total	State First Bank	NOW-Other MM Funds	76,301.99	76,301.99	0.0000
Total	Xpress Bill Pay	NOW-Other MM Funds	83,353.72	83,353.72	0.0000
Total	State First Bank	NOW-Other MM Funds	21,826.12	21,826.12	0.0000
Total	PMA-Harris	NOW-Other MM Funds	7,868.26	7,868.26	1.0000
Total	MB Financial	NOW-Other MM Funds	10,000.00	10,000.00	0.7000
Total	Illinois Funds	State Pool	8,932,017.82	8,932,017.82	1.0150
Total	Custody - Bond Funds 1041	Treasury Note 1.125 06/15/18	900,000.00	899,019.00	1.3504
Total	Custody - Bond Funds 1041	Treasury Note 1.25 12/15/18	850,000.00	846,685.00	1.6502
Total	Custody - Bond Funds 1041	Treasury Note 1.00 09/15/18	<u>1,400,000.00</u>	<u>1,394,400.00</u>	<u>1.5489</u>
Combined Port Total			<u>60,920,266.93</u>	<u>60,955,340.67</u>	<u>1.0566</u>

Institution Policy Compliance

City of Batavia

Effective Interest - Actual Life

Receipts in Period

3/31/2018

	<i>CUSIP</i>	<i>Security Description</i>	<i>Par Val/Shares Purchased</i>	<i>Par Val/Shares SafeKept</i>
2 - Harris Bank Batavia	Harris-Concentraton	Money Market	11,190,076.42	11,190,076.42
	Money Market Total		11,190,076.42	11,190,076.42
	2 - Harris Bank Batavia Total		11,190,076.42	11,190,076.42
	Compliance Check		20.15/40.00	20.15/40.00
3 - Illinois Funds	E-Pay Building Permits	NOW-Other MM Funds	29,701.29	29,701.29
	Mutual Fund - Money Market Total		29,701.29	29,701.29
	Illinois Funds	State Pool	8,932,017.82	8,932,017.82
	State Pool Total		8,932,017.82	8,932,017.82
	3 - Illinois Funds Total		8,961,719.11	8,961,719.11
	Compliance Check		16.14/40.00	16.14/40.00
5 - CIBC Bank		Certificate of Deposit 1.08 09/28/18	1,000,000.00	1,000,000.00
		Certificate of Deposit 0.84 04/03/18	1,000,000.00	1,000,000.00
		Certificate of Deposit 0.84 04/06/18	1,500,000.00	1,500,000.00
		Certificate of Deposit 1.08 10/05/18	1,000,000.00	1,000,000.00
		Certificate of Deposit 1.18 10/23/18	2,000,000.00	2,000,000.00
		Certificate of Deposit 1.03 04/24/18	2,000,000.00	2,000,000.00
		Certificate of Deposit 1.18 10/26/18	1,000,000.00	1,000,000.00
		Certificate of Deposit 1.75 02/08/19	1,000,000.00	1,000,000.00
	Certificate of Deposit Total		10,500,000.00	10,500,000.00
	CIBC (Private Bank)	Money Market	338,327.15	338,327.15
	Money Market Total		338,327.15	338,327.15
	5 - CIBC Bank Total		10,838,327.15	10,838,327.15
	Compliance Check		19.52/40.00	19.52/40.00
6 - Fifth Third	3130A6K89	FHLB 1.05 10/05/18	500,000.00	-
	3134G9ZZ3	FHLB 0.75 12/30/19	500,000.00	-

3130A8Y80	FHLB 0.875 08/08/18	500,000.00	-
3130A4GJ5	FHLB 1.125 04/25/18	500,000.00	-
3130ACFU3	FHLB 1.625 10/12/22	350,000.00	-
3130ACE59	FHLB 1.65 09/28/20	500,000.00	-
3134GBE40	FHLB 1.70 11/27/20	240,000.00	-
3130ACYC2	FHLB 1.625 12/04/18	500,000.00	-
3130A8Y80	FHLB 0.875 08/08/18	500,000.00	-
FHLB Total		4,090,000.00	-
3134G9Q75	FHLMC 1.25 07/26/19	500,000.00	-
3134GBR95	FHLMC 1.625 10/30/19	500,000.00	-
3134GABJ2	FHLMC 1.00 08/28/18	500,000.00	-
FHLMC Total		1,500,000.00	-
070372MY0	Municipal Bond 3.00 01/01/20	255,000.00	-
372064LS2	Municipal Bond 5.00 12/15/19	500,000.00	-
830728RV5	Municipal Bond 3.50 12/01/21	120,000.00	-
977100CQ7	Municipal Bond 1.644 05/01/18	500,000.00	-
48451RAH6	Municipal Bond 4.89 07/15/18	100,000.00	-
968767MV2	Municipal Bond 2.00 03/01/19	125,000.00	-
582018FZ5	Municipal Bond 2.00 12/01/19	300,000.00	-
483890RQ4	Municipal Bond 5.00 02/01/20	290,000.00	-
6136645Y3	Municipal Bond 1.10 05/01/18	850,000.00	-
242015HL2	Municipal Bond 4.00 12/01/18	250,000.00	-
Municipal Bond Total		3,290,000.00	-
6 - Fifth Third Total		8,880,000.00	-
Compliance Check		15.99/100.00	0.00/100.00
9 - PMA-Harris	Certificate of Deposit 1.061 06/28/18	242,000.00	242,000.00
	Certificate of Deposit 1.017 07/30/18	244,900.00	244,900.00
	Certificate of Deposit 0.893 09/20/18	245,500.00	245,500.00
	Certificate of Deposit 0.961 10/09/18	245,200.00	245,200.00
	Certificate of Deposit 0.862 10/09/18	245,700.00	245,700.00
	Certificate of Deposit 0.90 10/25/18	245,500.00	245,500.00
	Certificate of Deposit 1.01 05/01/18	247,400.00	247,400.00
	Certificate of Deposit 1.25 06/28/18	246,800.00	246,800.00
	Certificate of Deposit 1.60 07/05/18	246,900.00	246,900.00
	Certificate of Deposit 1.26 08/01/18	246,800.00	246,800.00

		Certificate of Deposit 1.443 08/26/19	242,800.00	242,800.00
		Certificate of Deposit 1.323 08/24/18	246,700.00	246,700.00
		Certificate of Deposit 1.262 08/24/18	246,800.00	246,800.00
		Certificate of Deposit 1.262 08/24/18	246,800.00	246,800.00
		Certificate of Deposit 1.26 09/05/18	246,800.00	246,800.00
		Certificate of Deposit 0.98 02/28/19	244,800.00	244,800.00
		Certificate of Deposit 1.343 09/20/18	246,600.00	246,600.00
		Certificate of Deposit 1.35 03/14/19	245,000.00	245,000.00
		Certificate of Deposit 1.538 09/20/19	242,300.00	242,300.00
		Certificate of Deposit 1.50 10/07/19	242,500.00	242,500.00
		Certificate of Deposit 1.566 10/07/19	242,100.00	242,100.00
		Certificate of Deposit 1.543 10/16/19	242,300.00	242,300.00
		Certificate of Deposit 1.60 12/07/18	246,000.00	246,000.00
		Certificate of Deposit 1.59 12/07/18	246,000.00	246,000.00
		Certificate of Deposit 1.55 12/11/18	246,100.00	246,100.00
	Certificate of Deposit Total		6,130,300.00	6,130,300.00
	371-893-9 PMA Harris	NOW-Other MM Funds	7,868.26	7,868.26
	Mutual Fund - Money Market Total		7,868.26	7,868.26
	9 - PMA-Harris Total		6,138,168.26	6,138,168.26
	Compliance Check		11.06/100.00	11.06/100.00
10 - City of Batavia	Petty Cash	Cash	900.00	900.00
	Cash Total		900.00	900.00
	10 - City of Batavia Total		900.00	900.00
	Compliance Check		0.00/100.00	0.00/100.00
11 - Custody - Harris Bank	3130A6K89	FHLB 1.05 10/05/18	-	500,000.00
	3134G9ZZ3	FHLB 0.75 12/30/19	-	500,000.00
	3130A8Y80	FHLB 0.875 08/08/18	-	500,000.00
	3130A4GJ5	FHLB 1.125 04/25/18	-	500,000.00
	3130ACFU3	FHLB 1.625 10/12/22	-	350,000.00
	3130ACE59	FHLB 1.65 09/28/20	-	500,000.00
	3134GBE40	FHLB 1.70 11/27/20	-	240,000.00
	3130ACYC2	FHLB 1.625 12/04/18	-	500,000.00
	3130A8Y80	FHLB 0.875 08/08/18	-	500,000.00
	FHLB Total		-	4,090,000.00
	3134G9Q75	FHLMC 1.25 07/26/19	-	500,000.00

	3134GBR95	FHLMC 1.625 10/30/19	-	500,000.00
	3134GABJ2	FHLMC 1.00 08/28/18	-	500,000.00
	FHLMC Total		-	1,500,000.00
	Harris Custody - Gov Fund	Gov Account - Money Market	541,220.22	541,220.22
	Gov Account - Money Market Total		541,220.22	541,220.22
	070372MY0	Municipal Bond 3.00 01/01/20	-	255,000.00
	372064LS2	Municipal Bond 5.00 12/15/19	-	500,000.00
	830728RV5	Municipal Bond 3.50 12/01/21	-	120,000.00
	977100CQ7	Municipal Bond 1.644 05/01/18	-	500,000.00
	48451RAH6	Municipal Bond 4.89 07/15/18	-	100,000.00
	968767MV2	Municipal Bond 2.00 03/01/19	-	125,000.00
	582018FZ5	Municipal Bond 2.00 12/01/19	-	300,000.00
	483890RQ4	Municipal Bond 5.00 02/01/20	-	290,000.00
	6136645Y3	Municipal Bond 1.10 05/01/18	-	850,000.00
	242015HL2	Municipal Bond 4.00 12/01/18	-	250,000.00
	Municipal Bond Total		-	3,290,000.00
	11 - Custody - Harris Bank Total		541,220.22	9,421,220.22
	Compliance Check		0.97/100.00	16.97/100.00
12 - Xpress Bill Pay	Xpress Bill Pay	NOW-Other MM Funds	83,353.72	83,353.72
	Mutual Fund - Money Market Total		83,353.72	83,353.72
	12 - Xpress Bill Pay Total		83,353.72	83,353.72
	Compliance Check		0.15/100.00	0.15/100.00
18 - MB Financial		Certificate of Deposit 1.15 06/28/18	2,000,000.00	2,000,000.00
	Certificate of Deposit Total		2,000,000.00	2,000,000.00
	Motor Fuel Tax	NOW-Other MM Funds	766,898.00	766,898.00
	CD Permits-Credit Cards	NOW-Other MM Funds	10,000.00	10,000.00
	Mutual Fund - Money Market Total		776,898.00	776,898.00
	18 - MB Financial Total		2,776,898.00	2,776,898.00
	Compliance Check		5.00/100.00	5.00/100.00
62 - State First Bank		Certificate of Deposit 1.10 03/06/19	13,103.71	13,103.71
	Certificate of Deposit Total		13,103.71	13,103.71
	2% Fund Checking	NOW-Other MM Funds	76,301.99	76,301.99
	2% Fund Savings	NOW-Other MM Funds	21,826.12	21,826.12
	Mutual Fund - Money Market Total		98,128.11	98,128.11
	62 - State First Bank Total		111,231.82	111,231.82

	Compliance Check		0.20/100.00	0.20/100.00
3247 - Custody - Bond Funds	3130A8DB6	FHLB 1.125 06/21/19	600,000.00	600,000.00
	3130A8QD8	FHLB 1.23 07/14/20	1,000,000.00	1,000,000.00
	3137EADM8	FHLB 1.25 10/02/19	800,000.00	800,000.00
	FHLB Total		2,400,000.00	2,400,000.00
	3134G3K58	FHLMC 1.50 03/19/20	300,000.00	300,000.00
	FHLMC Total		300,000.00	300,000.00
	Harris Cutsody Bond Funds	Gov Account - Money Market	148,372.24	148,372.24
	Gov Account - Money Market Total		148,372.24	148,372.24
	912828N22	Treasury Note 1.25 12/15/18	850,000.00	850,000.00
	912828XF2	Treasury Note 1.125 06/15/18	900,000.00	900,000.00
	912828L40	Treasury Note 1.00 09/15/18	1,400,000.00	1,400,000.00
	Treasury Note Total		3,150,000.00	3,150,000.00
	3247 - Custody - Bond Funds Total		5,998,372.24	5,998,372.24
	Compliance Check		10.80/100.00	10.80/100.00