

CITY OF BATAVIA

100 N. Island Ave., Batavia, IL 60510
(630) 454-2000 www.cityofbatavia.net

HISTORIC PRESERVATION COMMISSION

Monday, October 28, 2019

5:30 PM

City Hall – City Council Chambers – 1st Floor

1. Call To Order
2. Roll Call
3. Approval Of Minutes
4. Items Removed/Added/Changed
5. Matters From The Public (For Items Not On The Agenda)
6. COA Review: 319 Main Street
Sign Installation (Aubrey Signs, applicant)

Documents:

[319 MAIN ST--COA PACKET--WALL SIGN-PROJECTING SIGN.PDF](#)

7. COA Review: 901 North Batavia Avenue
Siding Repair (Campana Redevelopment, applicant)

Documents:

[901 N BATAVIA AVE--COA PACKET--SIDING REPLACEMENT.PDF](#)

8. Updates
 1. 7 East Wilson Street—Historic Inspection
 2. Anderson Block Building—Masonry Maintenance
 3. Significant Historic Building Inspection Program
 4. 10/12 North River Street—Historic Inspection
 5. 227 West Wilson Street—Historic Inspection
 6. 129 South Batavia Avenue—Historic Inspection
 7. 16 East Wilson Street—Historic Inspection
 8. Certified Local Government

9. Other Business

10. Adjournment

Historic Preservation Commission

Kurt Hagemann, Chair

Phil Bus

Jennifer Faivre

Kyle Hohmann

Robert Krawczyk

Doris Sherer



City of Batavia
Community Development Department
100 North Island Avenue
Batavia IL 60510
Phone (630) 454-2700
Fax (630) 454-2775

Application for Certificate of Appropriateness

Property Address 319 Main St. Batavia, IL Owner's Name Chris Long & Walt Donat
Property Identification Number 12-22-182-027 Phone Number 630-879-3370
Existing/Proposed Zoning Ordinances Yes No Mobile Number _____
Zoning DMU E-Mail mcl@MCL-Software.com
Submittal Date 10/2/19

Project Description :

installation of one (1)
blade sign, non-illuminated
and installation of
one (1) aluminum sign
with dimensional letters,
non-illuminated

Applicant's Name Aubrey Signs
Applicant Address 1847 Suncoast Lane
Phone Number Batavia, IL 60510 IL
Mobile Number 630-482-9901
E-Mail Paul@aubreysigns.com
Applicant Signature Paul B
Owner Signature Chris Long

TYPE OF WORK
(Check All That Apply)

- | | | |
|--|---|--|
| <input checked="" type="checkbox"/> Exterior Alteration/Repair | <input type="checkbox"/> New Construction | <input type="checkbox"/> Demolition |
| | <input type="checkbox"/> Primary Structure | <input type="checkbox"/> Whole Primary Structure |
| | <input type="checkbox"/> Addition | <input type="checkbox"/> Part Primary Structure |
| | <input type="checkbox"/> Garage/Outbuilding | <input type="checkbox"/> Garage/outbuilding |
| | <input type="checkbox"/> Other _____ | <input type="checkbox"/> Relocation of Building |

Additional Information to be Submitted with Application - Digital Format If Available

- | | |
|---|--|
| <input checked="" type="checkbox"/> Exterior Alteration/Repair | <input type="checkbox"/> Porch - Maintenance and Minor Repair |
| <input type="checkbox"/> Architectural Feature (Decorative Ornamentation) | <input type="checkbox"/> Porch - Major Repair and Reconstruction |
| <input type="checkbox"/> Awning or Canopy | <input type="checkbox"/> Retaining Walls |
| <input type="checkbox"/> Deck | <input type="checkbox"/> Roof (Change in Shape, Features, Materials) |
| <input type="checkbox"/> Door | <input type="checkbox"/> Satellite Dish |
| <input type="checkbox"/> Fence | <input type="checkbox"/> Security Doors or Windows |
| <input type="checkbox"/> Gutters | <input type="checkbox"/> Sidewalks |
| <input type="checkbox"/> Light Fixture | <input type="checkbox"/> Shutters |
| <input type="checkbox"/> Mechanical System Units | <input type="checkbox"/> Siding |
| <input type="checkbox"/> Masonry Cleaning, Repointing, Painting | <input checked="" type="checkbox"/> Signs |
| <input type="checkbox"/> Material Change (wood, brick, etc) | <input type="checkbox"/> Solar Collectors |
| <input type="checkbox"/> Painting (paint removal etc) | <input type="checkbox"/> Storm Doors or Windows |
| <input type="checkbox"/> Paving (Parking Lot, Driveways, Landscaping) | <input type="checkbox"/> Windows, Skylights |
| <input type="checkbox"/> Photographs of building(s) | <input type="checkbox"/> Others _____ |

Attach a detailed description of all work to be done for each item. Include the following materials where appropriate and check appropriate box if included

- A. Drawings, photographs, specifications, manufacturer's illustrations or other description of proposed changes to the building's exterior, to-scale drawings with dimensions will be required for major changes in design (e.g., roofs, facades, porches, and other prominent architectural features)
- B. If application is for any feature not on the primary structure, include a site plan. A site plan will not be required if there is no change to the existing structure or any proposed new structure.
- C. If changes to building materials are proposed, include samples.

New Construction/Additions

Include the following materials where appropriate and check appropriate box if included.

- For primary structure, outbuilding or addition:
 - 1. Fully dimensioned site plan
 - 2. Elevation drawings of each façade with dimensions and specifications
 - 3. Drawings, photographs, samples and manufacturer's illustrations
- Drawings or other descriptions of site improvements, e.g., fences sidewalks, lighting, pavements, decks.

Structure Demolition

- 1. Photographic evidence supporting the reason for demolition
- 2. Describe the proposed reuse of the site, including drawings of any proposed new structure
- 3. If economic hardship is claimed, include evidence that hardship exists (Criteria set forth in Section 7-2 of Title 12)

Structure Relocation

- 1. Explain what will be moved, where and why.
- 2. If a structure will be moved into the district from outside, include photographs.
- 3. Include a site plan showing proposed location of the structure on the new parcel. Describe any site features that may be altered or disturbed (e.g., foundations, walls)

THIS FORM IS NOT A BUILDING PERMIT APPLICATION

FOR OFFICE USE ONLY BELOW

Property is: Significant Contributing Non-Contributing

Signature of Historic Preservation Commission Chair

Date of Commission Review

City Council Action: Date _____ Vote Record _____ Not Applicable _____

Conditions: YES*/ NO

*See Attachment

The Batavia Historic Preservation Commission, or its authorized agent, has reviewed the proposed work and has determined that it is in accordance with the applicable criteria set forth in Section 6-2 of Title 12 of the Code of the City of Batavia. Accordingly, this Certificate of Appropriateness is issued.

Any change in the proposed work after issuance of this Certificate of Appropriateness shall require inspection by Commission staff to determine whether the work is still in substantial compliance with the Certificate of Appropriateness.

This certificate is not a permit, does not authorize work to begin, does not ensure building code compliance, and does not imply that any zoning review has taken place.

Signs

Account:
**Hearth & Hammer
 General**

Location:
**319 Main Street
 Batavia, IL**

Date:
10/2/19

THIS NETWORK REMAINS THE INTELLECTUAL PROPERTY OF THE AUBREY SIGN CO. UNTIL PAID FOR IN FULL BY CUSTOMER. USE OF THIS ARTWORK FOR ANY COMMERCIAL PURPOSE WITHOUT OUR WRITTEN PERMISSION WILL RESULT IN A \$1,000 PENALTY. PLEASE REVIEW, SIGN AND DATE THIS - INDICATING YOUR APPROVAL.

approved by _____ date _____


Aubrey
SIGN CO.

1847 Suncast Lane
 Batavia, IL 60510

Ph: **630-482-9901**
 Fax: **630-482-9906**

www.aubreysigns.com

Email:
paul@aubreysigns.com



101 in



Sign details: One (1) double sided non-illuminated blade sign with vinyl graphics.
 One (1) non-illuminated panted aluminum panel (black) with raised dimensional acrylic border (black) and text (white)

Dimensions: Blade Sign - 26" x 26" - 4.70 s/f Aluminum Sign - 13" x 108" - 9.75 s/f

Installation: Secured to mortar joints via lag shields and bolts. Blade sign installed 101" above grade.



City of Batavia
 Community Development Department
 100 North Island Avenue
 Batavia IL 60510
 Phone (630) 454-2700
 Fax (630) 454-2775

Application for Certificate of Appropriateness

Property Address 901 N. BATAVIA AVE

Owner's Name CAMPANA Redevelopment LLC

Property Identification Number 12 - 15 - 176 - 008
 Existing/Proposed Zoning Ordinances Yes No
 Zoning Mixed Use

Phone Number 630 879 3107

Mobile Number SAME

E-Mail fmoros@prairiestructures.com

Submittal Date 10 / 16 / 2019

Project Description : Two areas of the Campana building were recently damaged from heavy winds and delivery truck collision. The Siding panels in both areas need to be replaced.

Applicant's Name CAMPANA Redevelopment LLC

Applicant Address 901 N. BATAVIA AVE

Phone Number 630 879 3107

Mobile Number SAME

E-Mail Fmoros@PrairieStructures.com

Applicant Signature 

Owner Signature 

TYPE OF WORK (Check All That Apply)

- | | | |
|--|---|--|
| <input checked="" type="checkbox"/> Exterior Alteration/Repair | <input type="checkbox"/> New Construction | <input type="checkbox"/> Demolition |
| | <input type="checkbox"/> Primary Structure | <input type="checkbox"/> Whole Primary Structure |
| | <input type="checkbox"/> Addition | <input type="checkbox"/> Part Primary Structure |
| | <input type="checkbox"/> Garage/Outbuilding | <input type="checkbox"/> Garage/outbuilding |
| | <input type="checkbox"/> Other _____ | <input type="checkbox"/> Relocation of Building |

Additional Information to be Submitted with Application - Digital Format If Available

- | | |
|---|--|
| <input checked="" type="checkbox"/> Exterior Alteration/Repair | <input type="checkbox"/> Porch - Maintenance and Minor Repair |
| <input type="checkbox"/> Architectural Feature (Decorative Ornamentation) | <input type="checkbox"/> Porch - Major Repair and Reconstruction |
| <input type="checkbox"/> Awning or Canopy | <input type="checkbox"/> Retaining Walls |
| <input type="checkbox"/> Deck | <input type="checkbox"/> Roof (Change in Shape, Features, Materials) |
| <input type="checkbox"/> Door | <input type="checkbox"/> Satellite Dish |
| <input type="checkbox"/> Fence | <input type="checkbox"/> Security Doors or Windows |
| <input type="checkbox"/> Gutters | <input type="checkbox"/> Sidewalks |
| <input type="checkbox"/> Light Fixture | <input type="checkbox"/> Shutters |
| <input type="checkbox"/> Mechanical System Units | <input checked="" type="checkbox"/> Siding |
| <input type="checkbox"/> Masonry Cleaning, Repointing, Painting | <input type="checkbox"/> Signs |
| <input type="checkbox"/> Material Change (wood, brick, etc) | <input type="checkbox"/> Solar Collectors |
| <input type="checkbox"/> Painting (paint removal etc) | <input type="checkbox"/> Storm Doors or Windows |
| <input type="checkbox"/> Paving (Parking Lot, Driveways, Landscaping) | <input type="checkbox"/> Windows, Skylights |
| <input type="checkbox"/> Photographs of building(s) | <input type="checkbox"/> Others _____ |

Attach a detailed description of all work to be done for each item. Include the following materials where appropriate and check appropriate box if included

- A. Drawings, photographs, specifications, manufacturer's illustrations or other description of proposed changes to the building's exterior, to-scale drawings with dimensions will be required for major changes in design (e.g., roofs, facades, porches, and other prominent architectural features)
- B. If application is for any feature not on the primary structure, include a site plan. A site plan will not be required if there is no change to the existing structure or any proposed new structure.
- C. If changes to building materials are proposed, include samples.

New Construction/Additions

Include the following materials where appropriate and check appropriate box if included.

- For primary structure, outbuilding or addition:
 - 1. Fully dimensioned site plan
 - 2. Elevation drawings of each façade with dimensions and specifications
 - 3. Drawings, photographs, samples and manufacturer's illustrations
- Drawings or other descriptions of site improvements, e.g., fences sidewalks, lighting, pavements, decks.

Structure Demolition

1. Photographic evidence supporting the reason for demolition
2. Describe the proposed reuse of the site, including drawings of any proposed new structure
3. If economic hardship is claimed, include evidence that hardship exists (Criteria set forth in Section 7-2 of Title 12)

Structure Relocation

1. Explain what will be moved, where and why.
2. If a structure will be moved into the district from outside, include photographs.
3. Include a site plan showing proposed location of the structure on the new parcel. Describe any site features that may be altered or disturbed (e.g., foundations, walls)

THIS FORM IS NOT A BUILDING PERMIT APPLICATION

FOR OFFICE USE ONLY BELOW

Property is: Significant Contributing Non-Contributing

Signature of Historic Preservation Commission Chair

Date of Commission Review

City Council Action: Date _____ Vote Record _____ Not Applicable _____

Conditions: YES*/ NO

*See Attachment

The Batavia Historic Preservation Commission, or its authorized agent, has reviewed the proposed work and has determined that it is in accordance with the applicable criteria set forth in Section 6-2 of Title 12 of the Code of the City of Batavia. Accordingly, this Certificate of Appropriateness is issued.

Any change in the proposed work after issuance of this Certificate of Appropriateness shall require inspection by Commission staff to determine whether the work is still in substantial compliance with the Certificate of Appropriateness.

This certificate is not a permit, does not authorize work to begin, does not ensure building code compliance, and does not imply that any zoning review has taken place.

Photo Documentation of damage to 901 N Batavia.

Area #1 – West facing wall of south warehouse

- Repairs to be made with Varco Pruden Buildings outlined in attached specification sheet.
- Color matched to existing panels with "Cool Egyptian White" outlined in attached color sheet.



Area #2 – South facing wall of west wing warehouse

- Repairs to be made with Varco Purden Translucent Wallite outlined in attached specification sheet.
- Matches existing panel profiles






VARCO PRUDEN BUILDINGS

PANEL RIB™ WALL PANEL

WALL SYSTEMS



FEATURES

- Available in 26 or 24 gauge
- 36" wide panel with 1-3/16" high ribs 12" on center
- Available up to 48' in length*
- Variety of color options with KXL finish and a 25 year paint warranty
- Installed with self-drilling stainless steel capped fasteners
- Optional crimped base feature

**Max. length varies by manufacturing location*

BENEFITS

- Variety of gauge thicknesses to meet most codes and specifications
- Engineered for durability and aesthetically pleasing
- Long panel lengths minimize end laps for optimum wall integrity
- Superior paint finishes reduces maintenance costs
- Eliminates the need for base trim, and accelerates installation
- Economical panel for most building applications



Building Solutions...
one relationship at a time

PANEL RIB™ WALL PANEL

Durable, economical metal wall solution designed for easy installation

Panel Rib is our most economical wall system. In fact, this wall system is more economical than wood, concrete or masonry alternatives. Panel Rib wall panels come standard in 26 gauge steel, or optional 24 gauge. The panel is 36" wide with 1-3/16" high ribs. It is available in lengths up to 48' which can provide a continuous panel from foundation to eave. This can eliminate the need for end laps and assures wall integrity and weather tightness. Panels are attached with self-drilling, stainless steel capped color-matched fasteners.

VP offers an exclusive crimped base Panel Rib option, which saves installation time and cost of material, because it eliminates the need for notched metal or rubber closures. Using this panel also saves the building owner the need for painted base trim. And once constructed, crimping and notching reduces access for uninvited pests. Crimped Base Panel Rib affords no openings for birds and varmints to nest.

Panel Rib can effectively utilize blanket insulation as well as up to 2-1/2" of rigid board insulation. Your VP Builder can assist you in selecting the optimal insulation approach, considering up-front costs and long term energy savings.

All gauges of Panel Rib are available in a wide selection of standard colors with KXL finishes. The KXL paint system is a PVDF finish applied to the zinc aluminum coated steel to give a long-life color that resists fading and chalking. KXL is a 1 mil nom. PVDF finish with 70% Kynar® 500 or Hylar® 5000 standard.

Varco Pruden Buildings meet the highest standards and certifications in the industry, including IAS and Miami-Dade County, Florida Product Approvals.

Panel Width: 36" coverage
Panel Length: Min. 8' Max. 48'*
Gauges: 26 or 24 gauge
Substrate: AZ50 coated
Exterior Coating: KXL (70% PVDF)
Interior Coating: Gray primer
Ext. Coat Warranty: 25 yrs. conditional†
Finish: Smooth
Profile: Ribbed
Other options: Crimped base


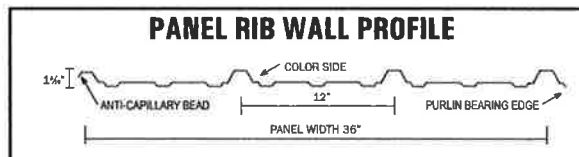

Available accessories include notched upper louvres, walk-doors, wall-lites, and window kits. For information about this or any other VP product or service, contact your local authorized VP Builder.

Note: All panels formed from light gauge metal may exhibit waviness, also known as "Oil Canning," commonly occurring in, but not restricted to, flat portions of a panel. This inherent characteristic is not a defect of material or manufacturing and is not cause for rejection.

- Kynar 500® is a registered trademark of Arkema.
- Hylar 5000® is a registered trademark of Solvay Solexis.
- Galvalume® is a registered trademark of BIEC International, Inc.

*Maximum lengths vary by manufacturing location.

† For specific warranty information, refer to VP's Warranty Guide.



Optional Crimped Base



Varco Pruden Buildings, 3200 Players Club Circle, Memphis, TN 38125

©All rights reserved. Varco Pruden Buildings® is a division of BlueScope Buildings North America, Inc. Varco Pruden meets or exceeds the most comprehensive testing and compliance standards in the building system industry. To learn more about our products, services and qualifications, visit our website, www.vp.com. **Building Solutions... one relationship at a time.**

2057 Panel Rib Wall Panel
Issue Date: 1999
Revised: 6/17

STYLE

TRANSLUSCENT WALLITE

FEATURES

**THE ECONOMICAL CHOICE WHEN BUILDING
PLANS CALL FOR WALL DAYLIGHTING OPTIONS**



- Wallite panels are economical, tough and provide long service life.
- Wallite panels provide natural interior light.
- Easy to install




Translucent Wallites provide natural diffused light for brighter working conditions with the potential to save energy and lighting costs.

TRANSLUCENT WALLITE PANELS

Wallite panels are made of translucent GFRP (glass fiber reinforced polymer) which provide soft, diffused natural light for your building. They are more economical than windows because they are incorporated into the wall panels of the building and require little or no maintenance. Light transmission is 60%.

DAYLIGHTING OPTIONS FOR WALL SYSTEMS

Wallite are white translucent GFRP panels manufactured in the Panel profile for use in wall applications. These panels are available in standard lengths of 5'-3" as well as custom lengths.



FEATURES

- Natural lighting saves energy
- Class 1 fire rated available (UL 25)
- 60% light transmission
- Matches roof and wall panel profiles
- Corrosion, chemical and weather resistant
- Exceeds ASTM D 3841



V A R C O P R U D E N B U I L D I N G S

STANDARD WALL, TRIM & ROOF COLORS

Cool Arctic White



Cool Cotton White



Cool Egyptian White



Cool Sierra Tan




Cool Granite Gray




Cool Zinc Gray



Cool Straw Gold



Cool Dark Bronze



Cool Colonial Red



Cool Hemlock Green




Cool Leaf Green



Cool Bermuda Green



Cool Cobalt Blue



Cool Imperial Blue



Cool Ebony (trim only)



Acrylic Coated Galvalume® *



COLORS & FINISHES

Wall panel colors for Panel Rib, RPR, Tech Four & Vee Rib. Roof panel colors for Panel Rib Roof, SSR and 26 & 24 ga. Deck-Liner. Deck-Liner panel colors are limited to 24 & 26 ga. 22 & 28 ga. Deck-Liner is available in Polyester Interior White only. LPR-36 is available in SMP Cool Cotton White only. * Acrylic Coated Galvalume® is an option for SSR, Panel Rib Roof or Wall & Deck-Liner.

